



# GEHL®











## Customer benefits

- Designed for all agriculture applications.
- All-purpose attachment: handles bulk material, grabs etc.

## Technical characteristics







- 400HB cutting edge.
- 400HB side blades for more resistance.

**MANITOU**  
GROUP ATTACHMENTS

Capacities		BG 900 / 320	BG 1200 / 430	BG 1300 / 470	BG 1400 / 510 (a)	BG 1400 / 510 (b)	BG 1500 / 540 (a)	BG 1500 / 540 (b)	BG 1650 FO	BG 1950 FO	BG 2150 FO
Heaped capacity (l)		320	430	470	510	510	540	540	660	780	870
<b>Weight</b>											
Overall weight (kg)		220	268	270	275	275	280	285	355	400	425
<b>Weight and dimensions</b>											
Overall height (mm)	h17	840	-	840	840	-	840	840	-	-	-
Width (mm)		900	1200	1300	1400	1400	1500	1500	1650	1950	2150
Closed grab height (mm)	h33	-	840	-	-	840	-	-	850	850	850
Depth (mm)	p5	995	995	995	995	995	995	995	958	958	958
<b>Working Parameters</b>											
Machine Equipment											

Совместимость с машинами	BG 900 / 320	BG 1200 / 430	BG 1300 / 470	BG 1400 / 510 (a)	BG 1400 / 510 (b)	BG 1500 / 540 (a)	BG 1500 / 540 (b)	BG 1650 FO	BG 1950 FO	BG 2150 FO
All-Tach® Narrow	N51502262	N51502263	N51502216	N51502264	-	N51502265	-	-	-	-
All-Tach®	-	-	-	-	N51502266	-	N51502268	N51502521	N51502520	N51502519
4 point Carriage	N51502273	52799522	N51502275	N51502276	N51502278	N51502277	N51502279	N51502598	N51502600	N51502602
Euro Carriage	-	N51502286	N51502287	N51502288	N51502290	N51502289	N51502291	N51502557	N51502559	N51502561
AL230	-	X	-	-	-	-	-	-	-	-
AL320	-	X	X	X	-	-	-	-	-	-
AL330	-	X	X	X	-	-	-	-	-	-
AL420	-	X	X	X	-	-	-	-	-	-
AL430	-	X	X	X	-	-	-	-	-	-
AL530	-	-	-	-	X	-	X	-	-	-
AL650	-	X	-	-	-	-	-	X	X	-
AL750	-	-	-	-	-	-	-	X	X	X
MLA 2-25 H	-	X	-	-	-	-	-	-	-	-
MLA 3-25 H	-	X	X	X	-	-	-	-	-	-
MLA 3-25 H-C	-	X	X	X	-	-	-	-	-	-
MLA 4-50 H	-	X	X	X	-	-	-	-	-	-
MLA 4-50 H-C	-	X	X	X	-	-	-	-	-	-
MLA 5-50 H	-	-	-	-	X	-	X	-	-	-
MLA 6-65 H-Z	-	X	-	-	-	-	-	X	X	-
AL140 <b>OLD</b>	-	X	-	-	-	-	-	-	-	-
AL340 <b>OLD</b>	-	X	-	-	-	-	-	-	-	-
MLA 1-25 H <b>OLD</b>	X	X	-	-	-	-	-	-	-	-
MLA 3-35 H <b>OLD</b>	-	-	X	X	-	X	-	-	-	-
MLA 4-50 H <b>OLD</b>	-	X	X	X	X	-	X	-	-	-

## ТАБЛИЦА СИМВОЛОВ

	Не требуется предрасположенность		Гидравлическая линия		Гидравлическое возвращение в бак
	Электрическая предрасположенность		Предрасположение платформы		Предрасположение манипулятора шин, манипулятора цилиндров



# GEHL®

Siège Social  
P.O. Box 179 - One Gehl Way - West Bend, WI, USA 53095  
Tel: (262) 334-9461 - Fax: (262) 338-7517  
[www.gehl.com](http://www.gehl.com)



This brochure describes versions and configuration options for Gehl products which may be fitted with different equipment. The equipment described in this brochure may be standard, optional or not available depending on version. Gehl reserves the right to change the specifications shown and described at any time and without prior warning. The manufacturer is not liable for the specifications given. For more information, contact your Gehl dealer. Non-contractual document. Product descriptions may differ from actual products. List of specifications is not comprehensive. The logos and visual identity of the company are the property of Gehl and may not be used without authorization. All rights reserved. The photos and diagrams contained in this brochure are provided for information only.

MANITOU EQUIPMENT AMERICAS, LLC - Limited company with board of directors - Share capital: 39,668,399 euros - 857 802 508 RCS West Bend