

Technical sheet :

# ***HIGH STRENGTH DEMOLITION BUCKET (COMPACT MACHINES)***

---



## **Technical characteristics**

- Reinforced structure: sides, upper part etc.
- 400 HB wear plate and side plates.
- Low profile bucket: very good material penetration & cab access.

## **Customer benefits**







- Very strong bucket for severe application: demolition, ship trimming etc.

Capacities		BD 1080 / 180	BD 1380 / 320	BD 1520 / 350	BD 1680 / 670	BD 1760 / 500	BD 1760 / 580	BD 1760 / 700	BD 1830 / 520	BD 1830 / 600	BD 1850 / 740
Heaped capacity (l)		180	320	350	670	580	500	700	600	520	740
Weight											
Overall weight (kg)		68	137	143	295	190	190	305	220	206	315
Weight and dimensions											
Overall height (mm)	h17	427	470	470	600	501	502	600	501	502	600
Width (mm)		1080	1380	1520	1680	1760	1760	1760	1830	1830	1850
Depth (mm)	p5	700	841	841	1100	916	924	1100	916	924	1100
Working Parameters											
Required machine equipment		✗	✗	✗	✗	✗	✗	✗	✗	✗	✗

Machines compatibility	BD 1080 / 180	BD 1380 / 320	BD 1520 / 350	BD 1680 / 670	BD 1760 / 500	BD 1760 / 580	BD 1760 / 700	BD 1830 / 520	BD 1830 / 600	BD 1850 / 740
All-Tach®	N726005	N736008	N736009	N51502029	N51502464	N757007	N51502030	N51502465	N757008	N51502031
850R	X	-	-	-	-	-	-	-	-	-
1050R	-	X	-	-	-	-	-	-	-	-
1050RT	-	X	-	-	-	-	-	-	-	-
1350R NXT2	-	X	X	-	-	-	-	-	-	-
1350RT	-	X	X	-	-	-	-	-	-	-
1650R	-	-	-	-	-	X	-	-	-	-
1650RT	-	-	-	-	-	X	-	-	-	-
1950RT	-	-	-	-	-	X	-	-	-	-
1950RT	-	-	-	-	-	X	-	-	-	-
1950RT	-	-	-	-	-	X	-	-	-	-
1950RT	-	-	-	-	-	X	-	-	-	-
2100V	-	-	-	-	X	-	-	-	-	-
2100VT	-	-	-	X	-	-	X	-	-	X
2300V	-	-	-	-	X	-	-	X	-	-
2300VT	-	-	-	-	-	-	-	-	-	X
2750V	-	-	-	-	-	X	-	X	X	-
2750VT	-	-	-	-	-	-	-	-	-	X
2750VT	-	-	-	-	-	-	-	-	-	X
R105	-	X	-	-	-	-	-	-	-	-
R165	-	-	-	-	-	X	-	-	-	-
RT105	-	X	-	-	-	-	-	-	-	-
RT135	-	X	X	-	-	-	-	-	-	-
RT165	-	-	-	-	-	X	-	-	-	-
RT195 - NEW	-	-	-	-	-	X	-	-	-	-
RT195 - NEW	-	-	-	-	-	X	-	-	-	-
RT195 - NEW	-	-	-	-	-	X	-	-	-	-
V210	-	-	-	-	X	-	-	-	-	-
V230	-	-	-	-	X	-	-	X	-	-
V275	-	-	-	-	-	X	-	X	X	-
VT210	-	-	-	X	-	-	X	-	-	X
VT230	-	-	-	-	-	-	-	-	-	X
VT275	-	-	-	-	-	-	-	-	-	X
VT275	-	-	-	-	-	-	-	-	-	X
1640E <b>OLD</b>	X	-	-	-	-	-	-	-	-	-
1850RT <b>OLD</b>	-	-	-	X	-	-	X	-	-	X
1900R <b>OLD</b>	-	-	-	-	X	-	-	-	-	-
2150RT <b>OLD</b>	-	-	-	-	-	-	-	-	-	X
2200R <b>OLD</b>	-	-	-	-	X	-	-	-	X	-
2600R <b>OLD</b>	-	-	-	-	-	-	-	-	X	-
2700V NXT2 <b>OLD</b>	-	-	-	-	-	X	-	X	-	-
R220 <b>OLD</b>	-	-	-	-	X	-	-	-	X	-
R260 <b>OLD</b>	-	-	-	-	-	-	-	-	X	-
RT185 <b>OLD</b>	-	-	-	X	-	-	X	-	-	X
RT215 <b>OLD</b>	-	-	-	-	-	-	-	-	-	X
V270 <b>OLD</b>	-	-	-	-	-	X	-	X	-	-

Capacities		BD 1880 / 750	BD 2140 / 870 (a)	BD 2140 / 870 (b)
Heaped capacity (l)		750	870	870
Weight				
Overall weight (kg)		315	320	330
Weight and dimensions				
Overall height (mm)	h17	600	600	600
Width (mm)		1880	2140	2140
Depth (mm)	p5	1100	1100	1100
Working Parameters				
Required machine equipment		✗	✗	✗

Machines compatibility	BD 1880 / 750	BD 2140 / 870 (a)	BD 2140 / 870 (b)
<b>All-Tach®</b>	N51502073	N700246	N51502032
2750V	X	-	-
2750VT	-	-	X
3300V NXT2	X	X	-
V275	X	-	-
V330 GEN:2	X	X	-
V330 GEN:2	X	X	-
VT275	-	-	X
2150RT <b>OLD</b>	-	-	X
2600R <b>OLD</b>	X	-	-
4200V <b>OLD</b>	-	X	-
R260 <b>OLD</b>	X	-	-
RT215 <b>OLD</b>	-	-	X

TABLE SYMBOL					
	No predisposition required		Hydraulic line		Return piping to hydraulic oil tank
	Electric predisposition		Platform predisposition		Tyre handler, cylinder handler predisposition



**Head Office**

B.P. 249 - 430 rue de l'Aubinière  
44150 Ancenis Cedex - France

Tel: +33 (0)2 40 09 10 11 - Fax: +33 (0)2 40 09 10 97

[www.manitou.com](http://www.manitou.com)



This publication provides a description of the configuration versions and options for Manitou products, which may differ for equipment. The equipment presented in this brochure may be part of a series, as an option, or it may not be available, depending on the versions. Manitou reserves the right, at any time and without notice, to amend the specifications described and represented. The specifications provided do not bind the manufacturer. For more details, please contact your Manitou agent. This is not a contractually binding document. The presentation of the products is not contractually binding. List of specifications non-exhaustive. The logos as well as the visual identity of the company are owned by Manitou and cannot be used without authorisation. All rights reserved. The photos and diagrams contained in this brochure are only provided for consultation and information purposes.

MANITOU BF SA - Limited company with board of directors - Share capital: 39,668,399 euros - 857 802 508 RCS Nantes