

HIGH STRENGTH DEMOLITION BUCKET (COMPACT MACHINES) BUCKETS



GEHL®

Customer benefits

- Very strong bucket for severe application: demolition, ship trimming etc.

Technical characteristics

- Reinforced structure: sides, upper part etc.
- 400 HB wear plate and side plates.
- Low profile bucket: very good material penetration & cab access.







 **ATTACHMENTS**

| Capacities | | BD 1080 / 180 | BD 1380 / 320 | BD 1520 / 350 | BD 1680 / 670 | BD 1760 / 500 | BD 1760 / 580 | BD 1760 / 700 | BD 1830 / 520 | BD 1830 / 600 | BD 1850 / 740 |
|------------------------------|-----|---------------|---------------|---------------|---------------|---------------|---------------|---------------|---------------|---------------|---------------|
| Heaped capacity (l) | | 180 | 320 | 350 | 670 | 580 | 500 | 700 | 600 | 520 | 740 |
| Weight | | | | | | | | | | | |
| Overall weight (kg) | | 68 | 137 | 143 | 295 | 190 | 190 | 305 | 220 | 206 | 315 |
| Weight and dimensions | | | | | | | | | | | |
| Overall height (mm) | h17 | 427 | 470 | 470 | 600 | 501 | 502 | 600 | 501 | 502 | 600 |
| Width (mm) | | 1080 | 1380 | 1520 | 1680 | 1760 | 1760 | 1760 | 1830 | 1830 | 1850 |
| Depth (mm) | p5 | 700 | 841 | 841 | 1100 | 916 | 924 | 1100 | 916 | 924 | 1100 |
| Working Parameters | | | | | | | | | | | |
| Machine Equipment | | ✗ | ✗ | ✗ | ✗ | ✗ | ✗ | ✗ | ✗ | ✗ | ✗ |

| Compatibilité machine | BD 1080 / 180 | BD 1380 / 320 | BD 1520 / 350 | BD 1680 / 670 | BD 1760 / 500 | BD 1760 / 580 | BD 1760 / 700 | BD 1830 / 520 | BD 1830 / 600 | BD 1850 / 740 |
|-----------------------|---------------|---------------|---------------|---------------|---------------|---------------|---------------|---------------|---------------|---------------|
| All-Tach® | N726005 | N736008 | N736009 | N51502029 | N51502464 | N757007 | N51502030 | N51502465 | N757008 | N51502031 |
| 1050R | - | X | - | - | - | - | - | - | - | - |
| 1050RT | - | X | - | - | - | - | - | - | - | - |
| 1350R NXT2 | - | X | X | - | - | - | - | - | - | - |
| 1350RT | - | X | X | - | - | - | - | - | - | - |
| 1640 E | X | - | - | - | - | - | - | - | - | - |
| 1650R | - | - | - | - | - | X | - | - | - | - |
| 1650RT | - | - | - | - | - | X | - | - | - | - |
| 1850RT | - | - | - | X | - | - | X | - | - | X |
| 1900R | - | - | - | - | X | - | - | - | - | - |
| 1950RT | - | - | - | - | - | X | - | - | - | - |
| 1950RT | - | - | - | - | - | X | - | - | - | - |
| 1950RT | - | - | - | - | - | X | - | - | - | - |
| 1950RT | - | - | - | - | - | X | - | - | - | - |
| 2100V | - | - | - | - | X | - | - | - | - | - |
| 2100VT | - | - | - | X | - | - | X | - | - | X |
| 2150RT | - | - | - | - | - | - | - | - | - | X |
| 2200R | - | - | - | - | X | - | - | - | X | - |
| 2300V | - | - | - | - | X | - | - | X | - | - |
| 2300VT | - | - | - | - | - | - | - | - | - | X |
| 2600R | - | - | - | - | - | - | - | - | X | - |
| 2700V NXT2 | - | - | - | - | - | X | - | X | - | - |
| 2750V | - | - | - | - | - | X | - | X | X | - |
| 2750VT | - | - | - | - | - | - | - | - | - | X |
| R105 | - | X | - | - | - | - | - | - | - | - |
| R165 | - | - | - | - | - | X | - | - | - | - |
| R220 | - | - | - | - | X | - | - | - | X | - |
| R260 | - | - | - | - | - | - | - | - | X | - |
| RT105 | - | X | - | - | - | - | - | - | - | - |
| RT135 | - | X | X | - | - | - | - | - | - | - |
| RT165 | - | - | - | - | - | X | - | - | - | - |
| RT185 | - | - | - | X | - | - | X | - | - | X |
| RT195 - NEW | - | - | - | - | - | X | - | - | - | - |
| RT195 - NEW | - | - | - | - | - | X | - | - | - | - |
| RT195 - NEW | - | - | - | - | - | X | - | - | - | - |
| RT215 | - | - | - | - | - | - | - | - | - | X |
| V210 - NEW | - | - | - | - | X | - | - | - | - | - |
| V230 - NEW | - | - | - | - | X | - | - | X | - | - |
| V275 - NEW | - | - | - | - | - | X | - | X | X | - |
| VT210 - NEW | - | - | - | X | - | - | X | - | - | X |
| VT230 - NEW | - | - | - | - | - | - | - | - | - | X |
| VT275 - NEW | - | - | - | - | - | - | - | - | - | X |
| VT275 - NEW | - | - | - | - | - | - | - | - | - | X |
| V270 OLD | - | - | - | - | - | X | - | X | - | - |

| Capacities | | BD 1880 / 750 | BD 2140 / 870 (a) | BD 2140 / 870 (b) |
|-----------------------|-----|---------------|-------------------|-------------------|
| Heaped capacity (l) | | 750 | 870 | 870 |
| Weight | | | | |
| Overall weight (kg) | | 315 | 320 | 330 |
| Weight and dimensions | | | | |
| Overall height (mm) | h17 | 600 | 600 | 600 |
| Width (mm) | | 1880 | 2140 | 2140 |
| Depth (mm) | p5 | 1100 | 1100 | 1100 |
| Working Parameters | | | | |
| Machine Equipment | | ✗ | ✗ | ✗ |

| Compatibilité machine | BD 1880 / 750 | BD 2140 / 870 (a) | BD 2140 / 870 (b) |
|-----------------------|---------------|-------------------|-------------------|
| All-Tach® | N51502073 | N700246 | N51502032 |
| 2150RT | - | - | X |
| 2600R | X | - | - |
| 2750V | X | - | - |
| 2750VT | - | - | X |
| 3300V NXT2 | X | X | - |
| 4200V | - | X | - |
| R260 | X | - | - |
| RT215 | - | - | X |
| V275 - NEW | X | - | - |
| V330 GEN:2 | X | X | - |
| V330 GEN:2 | X | X | - |
| VT275 - NEW | - | - | X |

| TABLEAU DES SYMBOLES | | | | | |
|--|-------------------------------|--|-------------------------------------|--|--|
|  | Aucune prédisposition requise |  | Ligne hydraulique en tête de flèche |  | Retour hydraulique au réservoir |
|  | Prédisposition électrique |  | Prédisposition nacelle |  | Prédisposition pinces à pneus, pinces à vérins |



GEHL®

Siège Social
P.O. Box 179 - One Gehl Way - West Bend, WI, USA 53095
Tel: (262) 334-9461 - Fax: (262) 338-7517
www.gehl.com



This brochure describes versions and configuration options for Gehl products which may be fitted with different equipment. The equipment described in this brochure may be standard, optional or not available depending on version. Gehl reserves the right to change the specifications shown and described at any time and without prior warning. The manufacturer is not liable for the specifications given. For more information, contact your Gehl dealer. Non-contractual document. Product descriptions may differ from actual products. List of specifications is not comprehensive. The logos and visual identity of the company are the property of Gehl and may not be used without authorization. All rights reserved. The photos and diagrams contained in this brochure are provided for information only.

MANITOU EQUIPMENT AMERICAS, LLC - Limited company with board of directors - Share capital: 39,668,399 euros - 857 802 508 RCS West Bend