

HIGH STRENGTH DEMOLITION BUCKET (COMPACT MACHINES) BUCKETS



GEHL®

Customer benefits

- Very strong bucket for severe application: demolition, ship trimming etc.

Technical characteristics

- Reinforced structure: sides, upper part etc.
- 400 HB wear plate and side plates.
- Low profile bucket: very good material penetration & cab access.







 **ATTACHMENTS**


Capacities		BD 1080 / 180	BD 1380 / 320	BD 1520 / 350	BD 1680 / 670	BD 1760 / 500	BD 1760 / 580	BD 1760 / 700	BD 1830 / 520	BD 1830 / 600	BD 1850 / 740
Heaped capacity (l)		180	320	350	670	580	500	700	600	520	740
Weight											
Overall weight (kg)		68	137	143	295	190	190	305	220	206	315
Weight and dimensions											
Overall height (mm)	h17	427	470	470	600	501	502	600	501	502	600
Width (mm)		1080	1380	1520	1680	1760	1760	1760	1830	1830	1850
Depth (mm)	p5	700	841	841	1100	916	924	1100	916	924	1100
Working Parameters											
Machine Equipment		✗	✗	✗	✗	✗	✗	✗	✗	✗	✗

Compatibilité machine	BD 1080 / 180	BD 1380 / 320	BD 1520 / 350	BD 1680 / 670	BD 1760 / 500	BD 1760 / 580	BD 1760 / 700	BD 1830 / 520	BD 1830 / 600	BD 1850 / 740
All-Tach®	N726005	N736008	N736009	N51502029	N51502464	N757007	N51502030	N51502465	N757008	N51502031
1050R	-	X	-	-	-	-	-	-	-	-
1050RT	-	X	-	-	-	-	-	-	-	-
1350R NXT2	-	X	X	-	-	-	-	-	-	-
1350RT	-	X	X	-	-	-	-	-	-	-
1640 E	X	-	-	-	-	-	-	-	-	-
1650R	-	-	-	-	-	X	-	-	-	-
1650RT	-	-	-	-	-	X	-	-	-	-
1850RT	-	-	-	X	-	-	X	-	-	X
1900R	-	-	-	-	X	-	-	-	-	-
1950RT	-	-	-	-	-	X	-	-	-	-
1950RT	-	-	-	-	-	X	-	-	-	-
1950RT	-	-	-	-	-	X	-	-	-	-
1950RT	-	-	-	-	-	X	-	-	-	-
2100V	-	-	-	-	X	-	-	-	-	-
2100VT	-	-	-	X	-	-	X	-	-	X
2150RT	-	-	-	-	-	-	-	-	-	X
2200R	-	-	-	-	X	-	-	-	X	-
2300V	-	-	-	-	X	-	-	X	-	-
2300VT	-	-	-	-	-	-	-	-	-	X
2600R	-	-	-	-	-	-	-	-	X	-
2700V NXT2	-	-	-	-	-	X	-	X	-	-
2750V	-	-	-	-	-	X	-	X	X	-
2750VT	-	-	-	-	-	-	-	-	-	X
R105	-	X	-	-	-	-	-	-	-	-
R165	-	-	-	-	-	X	-	-	-	-
R220	-	-	-	-	X	-	-	-	X	-
R260	-	-	-	-	-	-	-	-	X	-
RT105	-	X	-	-	-	-	-	-	-	-
RT135	-	X	X	-	-	-	-	-	-	-
RT165	-	-	-	-	-	X	-	-	-	-
RT185	-	-	-	X	-	-	X	-	-	X
RT195 - NEW	-	-	-	-	-	X	-	-	-	-
RT195 - NEW	-	-	-	-	-	X	-	-	-	-
RT195 - NEW	-	-	-	-	-	X	-	-	-	-
RT215	-	-	-	-	-	-	-	-	-	X
V210 - NEW	-	-	-	-	X	-	-	-	-	-
V230 - NEW	-	-	-	-	X	-	-	X	-	-
V275 - NEW	-	-	-	-	-	X	-	X	X	-
VT210 - NEW	-	-	-	X	-	-	X	-	-	X
VT230 - NEW	-	-	-	-	-	-	-	-	-	X
VT275 - NEW	-	-	-	-	-	-	-	-	-	X
VT275 - NEW	-	-	-	-	-	-	-	-	-	X
V270 OLD	-	-	-	-	-	X	-	X	-	-

Capacities		BD 1880 / 750	BD 2140 / 870 (a)	BD 2140 / 870 (b)
Heaped capacity (l)		750	870	870
Weight				
Overall weight (kg)		315	320	330
Weight and dimensions				
Overall height (mm)	h17	600	600	600
Width (mm)		1880	2140	2140
Depth (mm)	p5	1100	1100	1100
Working Parameters				
Machine Equipment		✗	✗	✗

Compatibilité machine	BD 1880 / 750	BD 2140 / 870 (a)	BD 2140 / 870 (b)
All-Tach®	N51502073	N700246	N51502032
2150RT	-	-	X
2600R	X	-	-
2750V	X	-	-
2750VT	-	-	X
3300V NXT2	X	X	-
4200V	-	X	-
R260	X	-	-
RT215	-	-	X
V275 - NEW	X	-	-
V330 GEN:2	X	X	-
V330 GEN:2	X	X	-
VT275 - NEW	-	-	X

TABLEAU DES SYMBOLES					
	Aucune prédisposition requise		Ligne hydraulique en tête de flèche		Retour hydraulique au réservoir
	Prédisposition électrique		Prédisposition nacelle		Prédisposition pinces à pneus, pinces à vérins



GEHL®

Siège Social
P.O. Box 179 - One Gehl Way - West Bend, WI, USA 53095
Tel: (262) 334-9461 - Fax: (262) 338-7517
www.gehl.com



This brochure describes versions and configuration options for Gehl products which may be fitted with different equipment. The equipment described in this brochure may be standard, optional or not available depending on version. Gehl reserves the right to change the specifications shown and described at any time and without prior warning. The manufacturer is not liable for the specifications given. For more information, contact your Gehl dealer. Non-contractual document. Product descriptions may differ from actual products. List of specifications is not comprehensive. The logos and visual identity of the company are the property of Gehl and may not be used without authorization. All rights reserved. The photos and diagrams contained in this brochure are provided for information only.

MANITOU EQUIPMENT AMERICAS, LLC - Limited company with board of directors - Share capital: 39,668,399 euros - 857 802 508 RCS West Bend