

Technical sheet :

# HEAVY DUTY TILTING FORK POSITIONERS WITH SIDE SHIFT












## Customer benefits

- Must-have attachment for the MHTs.
- Designed for off-road use, suitable even for the worst working conditions.
- Limited thickness for more capacity.
- Maximum component protection.
- Improved visibility for higher working speed.
- Possibility to unlock forks to turn it floating (only 9T).







## Technical characteristics

- Heavy duty design for rough terrain applications.
- Pin type fork positioning + variable side shift (constant only 9T).
- Pin-type forks inserted into "sliders" (only 9T).
- Tilting forks.
- Cylinders holders: prevent cylinders from bending in harsh conditions.
- Note: fork spread measured on the outer fork edges.

[The 3D picture at the top of this page is the reference CAT 2500 / 22T + P+ SS - 52697145].

Capacities		CAT 2500 / 15T + P + SS	CAT 2500 / 16T + P + SS	CAT 2500 / 20T + P + SS	CAT 2500 / 22T + P + SS	CAT 2500 / 25T + P + SS	CAT 2500 / 12.5T + P + SS	CAT 2900 / 33T + P + SS (e)	PF 9T + DL L2000	PF 9T + DL L2500
Capacity (kg)		15000	16000	20000	22000	25000	12500	33000	9000	9000
<b>Weight and dimensions</b>										
Overall height (mm)	h17	1638	1610	1640	1640	1639	1610	2207	1136	1136
Width (mm)		2494	2494	2494	2494	2494	2494	2937	2027	2527
<b>Working Parameters</b>										
Machine Equipment										
Side shift (mm)		320	320	320	295	295	320	-	200	200
Fork spread minimum (mm)	b5	1055	1055	1055	1155	1155	1055	1220	600	1000
Fork spread maximum (mm)	b5	2335	2335	2335	2335	2335	2335	2710	1896	2395
<b>Available fork dimensions</b>										
200 x 60 x 1200									939352	939357
200 x 85 x 1200				52697220						
200 x 60 x 1500									939055	53004234
200 x 85 x 1500			52708640							
200 x 60 x 1800									939353	939358
200 x 85 x 1800			52708641	52697225						
250 x 100 x 1800						52697150				
250 x 110 x 1800								52607626		
200 x 60 x 2000									939354	939359
200 x 85 x 2400							52708642			
200 x 95 x 2400		52697230								
250 x 100 x 2400					52697145					
250 x 110 x 2400								52602600		
200 x 95 x 3000		52697235								
250 x 100 x 3000					52697020					
250 x 110 x 3000								52605817		

Machines compatibility	CAT 2500 / 15T + P + SS	CAT 2500 / 16T + P + SS	CAT 2500 / 20T + P + SS	CAT 2500 / 22T + P + SS	CAT 2500 / 25T + P + SS	CAT 2500 / 12.5T + P + SS	CAT 2900 / 33T + P + SS (e)	PF 9T + DL L2000	PF 9T + DL L2500
Reference number E-RECO	-	-	-	-	52697150	-	-	-	-
MHT 790 Mining ST5	-	-	-	-	-	-	-	X	X
MHT 790 ST5	-	-	-	-	-	-	-	X	X
MHT 10135 ST5	-	X	-	-	-	X	-	-	-
MHT 10160 ST5	-	X	-	-	-	X	-	-	-
MHT 10200 ST5	X	-	X	-	-	-	-	-	-
MHT 11250 Mining ST5	-	-	-	X	X	-	-	-	-
MHT 11250 ST5	-	-	-	X	X	-	-	-	-
MHT 12330	-	-	-	-	-	-	X	-	-
MHT-X 790 Mining	-	-	-	-	-	-	-	X	X
MHT-X 790 ST3A	-	-	-	-	-	-	-	X	X
MHT-X 10135 ST3A	-	X	-	-	-	X	-	-	-
MHT-X 10160 ST3A	-	X	-	-	-	X	-	-	-
MHT-X 10200 ST3A	X	-	X	-	-	-	-	-	-
MHT-X 11250 Mining	-	-	-	X	X	-	-	-	-
MHT-X 11250 ST3A	-	-	-	X	X	-	-	-	-
MHT-X 12330	-	-	-	-	-	-	X	-	-
MHT 790 <b>OLD</b>	-	-	-	-	-	-	-	X	X
MHT-X 790 <b>OLD</b>	-	-	-	-	-	-	-	X	X

TABLE SYMBOL					
	No predisposition required		Hydraulic line		Return piping to hydraulic oil tank
	Electric predisposition		Platform predisposition		Tyre handler, cylinder handler predisposition



**Head Office**

B.P. 249 - 430 rue de l'Aubinière

44150 Ancenis Cedex - France

Tel: +33 (0)2 40 09 10 11 - Fax: +33 (0)2 40 09 10 97

[www.manitou.com](http://www.manitou.com)



This publication provides a description of the configuration versions and options for Manitou products, which may differ for equipment. The equipment presented in this brochure may be part of a series, as an option, or it may not be available, depending on the versions. Manitou reserves the right, at any time and without notice, to amend the specifications described and represented. The specifications provided do not bind the manufacturer. For more details, please contact your Manitou agent. This is not a contractually binding document. The presentation of the products is not contractually binding. List of specifications non-exhaustive. The logos as well as the visual identity of the company are owned by Manitou and cannot be used without authorisation. All rights reserved. The photos and diagrams contained in this brochure are only provided for consultation and information purposes.

MANITOU BF SA - Limited company with board of directors - Share capital: 39,668,399 euros - 857 802 508 RCS Nantes