

Technical sheet :

# HEAVY DUTY FLOATING FORK POSITIONERS WITH SIDE SHIFT












## Customer benefits

- Must-have attachment for the MHT.
- Rough terrain design- reliability even in the worst environment.
- Limited thickness for more capacity.
- Maximized component protection.
- Improved visibility- faster operations.
- Side shifting cylinder placed on the right side- even more visibility.
- Possibility to lock the fork floating when needed (nb: not suitable to dump a load from the forks).







## Technical characteristics

- Heavy duty design for rough terrain applications.
- Bar-type fork positioning + constant side shift.
- Pin-type forks inserted into "sliders" - accurate movement & reliability.
- Patented side shifting system- chromed rod + sliders.
- Floating forks.
- Cylinders holders: prevent cylinders from bending in harsh conditions.
- Note: fork spread measured on the outer fork edges.

[The 3D picture at the top of this page is the reference CAT 2500 / 22T + P+ SS - 52697145].

Capacities		CAT 2500 / 15T + P + SS	CAT 2500 / 16T + P + SS	CAT 2500 / 20T + P + SS	CAT 2500 / 22T + P + SS	CAT 2500 / 25T + P + SS	CAT 2500 / 12.5T + P + SS	CAT 2900 / 33T + P + SS (a)	PF 9T + DL L2000	PF 9T + DL L2500
Capacity (lb)		33069	35274	44092	48502	55116	27558	72753	19842	19842
Weight and dimensions										
Overall height (in)	h17	5' 4"	5' 3"	5' 5"	5' 5"	5' 5"	5' 3"	7' 3"	3' 9"	3' 9"
Width (in)		8' 2"	8' 2"	8' 2"	8' 2"	8' 2"	8' 2"	9' 8"	6' 8"	8' 3"
Working Parameters										
Machine Equipment										
Side shift (in)		1' 1"	1' 1"	1' 1"	1'	1'	1' 1"	-	8"	8"
Fork spread minimum (in)	b5	3' 6"	3' 6"	3' 6"	3' 9"	3' 9"	3' 6"	4'	2'	3' 3"
Fork spread maximum (in)	b5	7' 8"	7' 8"	7' 8"	7' 8"	7' 8"	7' 8"	8' 11"	6' 3"	7' 10"
Available fork dimensions										
200 x 60 x 1200									939352	939357
200 x 85 x 1200				52697220						
200 x 60 x 1500									939055	53004234
200 x 85 x 1500			52708640							
200 x 60 x 1800									939353	939358
200 x 85 x 1800			52708641	52697225						
250 x 100 x 1800						52697150				
250 x 110 x 1800								52607626		
200 x 60 x 2000									939354	939359
200 x 85 x 2400							52708642			
200 x 95 x 2400		52697230								
250 x 100 x 2400					52697145					
250 x 110 x 2400								52602600		
200 x 95 x 3000		52697235								
250 x 100 x 3000					52697020					
250 x 110 x 3000								52605817		

Machines compatibility	CAT 2500 / 15T + P + SS	CAT 2500 / 16T + P + SS	CAT 2500 / 20T + P + SS	CAT 2500 / 22T + P + SS	CAT 2500 / 25T + P + SS	CAT 2500 / 12.5T + P + SS	CAT 2900 / 33T + P + SS (a)	PF 9T + DL L2000	PF 9T + DL L2500
Reference number E-RECO	-	-	-	-	52697150	-	-	-	-
MHT 790 ST5	-	-	-	-	-	-	-	X	X
MHT 10135 ST5	-	X	-	-	-	X	-	-	-
MHT 10160 ST5	-	X	-	-	-	X	-	-	-
MHT 10200 ST5	X	-	X	-	-	-	-	-	-
MHT 11250 Mining ST5	-	-	-	X	X	-	-	-	-
MHT 11250 ST5	-	-	-	X	X	-	-	-	-
MHT 12330	-	-	-	-	-	-	X	-	-
MHT-X 790 ST3A	-	-	-	-	-	-	-	X	X
MHT-X 10135 ST3A	-	X	-	-	-	X	-	-	-
MHT-X 10160 ST3A	-	X	-	-	-	X	-	-	-
MHT-X 10200 ST3A	X	-	X	-	-	-	-	-	-
MHT-X 11250 Mining	-	-	-	X	X	-	-	-	-
MHT-X 11250 ST3A	-	-	-	X	X	-	-	-	-
MHT-X 12330	-	-	-	-	-	-	X	-	-
MHT 790 <b>OLD</b>	-	-	-	-	-	-	-	X	X
MHT-X 790 <b>OLD</b>	-	-	-	-	-	-	-	X	X

TABLE SYMBOL					
	No predisposition required		Hydraulic line		Return piping to hydraulic oil tank
	Electric predisposition		Platform predisposition		Tyre handler, cylinder handler predisposition



**Head Office**

B.P. 249 - 430 rue de l'Aubinière

44150 Ancenis Cedex - France

Tel: +33 (0)2 40 09 10 11 - Fax: +33 (0)2 40 09 10 97

[www.manitou.com](http://www.manitou.com)



This publication provides a description of the configuration versions and options for Manitou products, which may differ for equipment. The equipment presented in this brochure may be part of a series, as an option, or it may not be available, depending on the versions. Manitou reserves the right, at any time and without notice, to amend the specifications described and represented. The specifications provided do not bind the manufacturer. For more details, please contact your Manitou agent. This is not a contractually binding document. The presentation of the products is not contractually binding. List of specifications non-exhaustive. The logos as well as the visual identity of the company are owned by Manitou and cannot be used without authorisation. All rights reserved. The photos and diagrams contained in this brochure are only provided for consultation and information purposes.

MANITOU BF SA - Limited company with board of directors - Share capital: 39,668,399 euros - 857 802 508 RCS Nantes