

Technical sheet :

# ***HIGH PRESSURE CLEANER***

---



---

## **Technical characteristics**

- Tank capacity of 600 L / 21 ft<sup>3</sup>.
- Hydraulic powered water pump.
- Pressure regulation from 10 bars / 145 psi to 200 bars / 2901 psi.
- Manometer on standard.
- Nozzle spray with a 40 m / 131 ft hose.

[The 3D picture at the top of this page is the reference VHPC 600 - 790335].







## **Customer benefits**

---

- Powerful and efficient cleaning.
- 45 min of autonomy at 200 bar / 2901 psi.
- Suitable for all types of cleaning applications and maintenances works.
- Easy to hitch with a standard forks.

Weight		VHPC 600
Overall weight (kg)		240
Weight and dimensions		
Overall height (mm)	h17	1500
Overall length (mm)	l1	1200
Width (mm)		1450
Cable length (mm)		40000
Working Parameters		
Required machine equipment		

Machines compatibility	VHPC 600
Reference number	790335
MLT 635-130 PS+ (S2)	X
MLT 635-140 V+ (S2)	X
MLT 738-130 PS+ (S1)	X
MLT 742-130 PS+ (S1)	X
MLT 742-140 V+ (S1)	X
MLT 841-145 PS+	X
MLT 850-145 V+	X
MLT 940-140 V+ (S2)	X
MLT 961-160 V+ L	X
MLT 1041-145 PS+L	X
MLT-X 625-75 H	X
MLT-X 735 T LSU	X
MLT-X 738-130 PS+ (S1)	X
MLT-X 741 T LSU	X
MLT-X 841 - 145 PS+	X
MLT-X 850-145 V+	X
MLT-X 961-160 V+ L	X
MLT-X 1041-145 PS+L	X
MLT 630-105 ST4 <b>OLD</b>	X
MLT 630-105 V CP ST4 <b>OLD</b>	X
MLT 630-105 V ST4 <b>OLD</b>	X
MLT 635-130 PS+ (S1) <b>OLD</b>	X
MLT 635-140 V+ (S1) <b>OLD</b>	X
MLT 635-140 V+ ST4 <b>OLD</b>	X
MLT 730-115 V CP ST4 <b>OLD</b>	X
MLT 730-115 V ST4 <b>OLD</b>	X
MLT 737-130 PS+ ST4 <b>OLD</b>	X
MLT 741-140 V+ ST4 <b>OLD</b>	X
MLT 840-145 PS+ <b>OLD</b>	X
MLT 940-140 V+ ST4 <b>OLD</b>	X
MLT 1040-145 PS+ L <b>OLD</b>	X
MLT-X 737-130 PS+ <b>OLD</b>	X
MLT-X 741-140 V+ S1 <b>OLD</b>	X
MLT-X 840-140 PS+ <b>OLD</b>	X
MLT-X 1040-140 PS+ L <b>OLD</b>	X

TABLE SYMBOL					
	No predisposition required		Hydraulic line		Return piping to hydraulic oil tank
	Electric predisposition		Platform predisposition		Tyre handler, cylinder handler predisposition



**Head Office**

B.P. 249 - 430 rue de l'Aubinière

44150 Ancenis Cedex - France

Tel: +33 (0)2 40 09 10 11 - Fax: +33 (0)2 40 09 10 97

[www.manitou.com](http://www.manitou.com)



This publication provides a description of the configuration versions and options for Manitou products, which may differ for equipment. The equipment presented in this brochure may be part of a series, as an option, or it may not be available, depending on the versions. Manitou reserves the right, at any time and without notice, to amend the specifications described and represented. The specifications provided do not bind the manufacturer. For more details, please contact your Manitou agent. This is not a contractually binding document. The presentation of the products is not contractually binding. List of specifications non-exhaustive. The logos as well as the visual identity of the company are owned by Manitou and cannot be used without authorisation. All rights reserved. The photos and diagrams contained in this brochure are only provided for consultation and information purposes.

MANITOU BF SA - Limited company with board of directors - Share capital: 39,668,399 euros - 857 802 508 RCS Nantes