

Technical sheet :

# **HYDRAULIC HAMMER (COMPACT MACHINES)**

---










## **Customer benefits**

- Turns your machine into a real demolition unit.
- Silent version standard.

## **Technical characteristics**

- High resistance, frame and hydraulics.
- High impact frequency and stroke power.

**MANITOU** GROUP ATTACHMENTS

Weight		H 88	H 90	H 160	H 162	H 236	H 240	H 330	H 570
Overall weight (kg)		88	88	162	162	236	236	330	568
Weight and dimensions									
Overall height (mm)	h17	773	773	932	932	1016	1016	1112	1288
Diameter minimum (mm)		47.90	47.90	53.70	53.70	-	67.50	77.50	81.50
Working Parameters									
Machine Equipment						-			

Machines compatibility	H 88	H 90	H 160	H 162	H 236	H 240	H 330	H 570
All-Tach® Narrow	N51502209	-	-	N51502210	-	-	-	-
All-Tach®	-	N51502209	N51502210	-	N51502211	N51502211	N51502212	N51502214
1050R	X	X	X	X	-	-	-	-
1050RT	X	-	-	X	-	-	-	-
1350R NXT2	X	X	X	X	-	-	-	-
1350RT	X	-	-	X	-	-	-	-
1640 E	X	-	-	-	-	-	-	-
1650R	-	-	X	X	-	X	-	-
1650RT	-	-	-	X	-	X	-	-
1950RT	-	-	-	X	-	X	-	-
1950RT	-	-	-	X	-	X	-	-
1950RT	-	-	-	X	-	X	-	-
1950RT	-	-	-	X	-	X	-	-
3300V NXT2	-	-	-	-	-	X	X	-
R105	X	-	-	X	-	-	-	-
R165	-	-	X	X	-	X	-	-
RT105	X	-	-	X	-	-	-	-
RT135	X	-	-	X	-	-	-	-
RT165	-	-	-	X	-	X	-	-
RT195 - NEW	-	-	-	X	-	X	-	-
RT195 - NEW	-	-	-	X	-	X	-	-
RT195 - NEW	-	-	-	X	-	X	-	-
V330 GEN:2	-	-	-	-	-	X	X	-
V330 GEN:2	-	-	-	-	-	X	X	-
1850RT <b>OLD</b>	-	-	-	-	-	X	X	-
1900R <b>OLD</b>	-	-	X	X	-	X	-	-
2150RT <b>OLD</b>	-	-	-	-	-	X	X	-
2200R <b>OLD</b>	-	-	-	-	-	X	X	-
2600R <b>OLD</b>	-	-	-	-	-	X	X	-
2700V NXT2 <b>OLD</b>	-	-	-	-	-	X	X	-
4200V <b>OLD</b>	-	-	-	-	-	-	X	X
MLA 3-35 H <b>OLD</b>	X	-	-	X	-	-	-	-
MLA 4-50 H <b>OLD</b>	X	-	-	X	-	-	-	-
R220 <b>OLD</b>	-	-	-	-	-	X	X	-
R260 <b>OLD</b>	-	-	-	-	-	X	X	-
RT185 <b>OLD</b>	-	-	-	-	-	X	X	-
RT215 <b>OLD</b>	-	-	-	-	-	X	X	-
V270 <b>OLD</b>	-	-	-	-	-	X	X	-

TABLE SYMBOL					
	No predisposition required		Hydraulic line		Return piping to hydraulic oil tank
	Electric predisposition		Platform predisposition		Tyre handler, cylinder handler predisposition



**Head Office**

B.P. 249 - 430 rue de l'Aubinière

44150 Ancenis Cedex - France

Tel: +33 (0)2 40 09 10 11 - Fax: +33 (0)2 40 09 10 97

[www.manitou.com](http://www.manitou.com)



This publication provides a description of the configuration versions and options for Manitou products, which may differ for equipment. The equipment presented in this brochure may be part of a series, as an option, or it may not be available, depending on the versions. Manitou reserves the right, at any time and without notice, to amend the specifications described and represented. The specifications provided do not bind the manufacturer. For more details, please contact your Manitou agent. This is not a contractually binding document. The presentation of the products is not contractually binding. List of specifications non-exhaustive. The logos as well as the visual identity of the company are owned by Manitou and cannot be used without authorisation. All rights reserved. The photos and diagrams contained in this brochure are only provided for consultation and information purposes.

MANITOU BF SA - Limited company with board of directors - Share capital: 39,668,399 euros - 857 802 508 RCS Nantes