



GEHL®











Customer benefits

- Designed for all recycling applications.
- All-purpose attachment: handles bulk material, pushes, grabs etc.







Technical characteristics

- HD bolted teeth for more digging efficiency.
- 400HB cutting edge & side blades for more resistance.

MANITOU GROUP ATTACHMENTS

| Capacities | | BGI 1080 / 250 | BGI 1380 / 210 | BGI 1680 / 560 (a) | BGI 1680 / 560 (b) | BGI 1760 / 600 | BGI 1850 / 620 (a) | BGI 1850 / 620 (b) | BGI 1850 / 620 (c) | BGI 2080 / 700 | BGI 2140 / 720 |
|------------------------------|-----|---|---|---|---|---|--|---|---|---|---|
| Heaped capacity (l) | | 250 | 210 | 560 | 560 | 600 | 620 | 620 | 620 | 700 | 720 |
| Weight | | | | | | | | | | | |
| Overall weight (kg) | | 120 | 292 | 400 | 400 | 440 | 455 | 455 | 455 | 475 | 500 |
| Weight and dimensions | | | | | | | | | | | |
| Width (mm) | | 1080 | 1380 | 1680 | 1680 | 1760 | 1850 | 1850 | 1850 | 2080 | 2140 |
| Closed grab height (mm) | h33 | 691 | 704 | 761 | 761 | 761 | 761 | 761 | 761 | 761 | 761 |
| Depth (mm) | p5 | 814 | 958 | 1007 | 1007 | 1007 | 1007 | 1007 | 1007 | 1007 | 1007 |
| Working Parameters | | | | | | | | | | | |
| Machine Equipment | |  |  |  |  |  |  |  |  |  |  |
| Teeth | | 3 | 3 | 4 | 4 | 4 | 4 | 4 | 4 | 4 | 4 |

| Compatibilité machine | BGI 1080 / 250 | BGI 1380 / 210 | BGI 1680 / 560 (a) | BGI 1680 / 560 (b) | BGI 1760 / 600 | BGI 1850 / 620 (a) | BGI 1850 / 620 (b) | BGI 1850 / 620 (c) | BGI 2080 / 700 | BGI 2140 / 720 |
|-----------------------|----------------|----------------|--------------------|--------------------|------------------|--------------------|--------------------|--------------------|------------------|------------------|
| All-Tach® | N726013 | N736031 | N757015 | N51502063 | N51502474 | N757021 | N51502475 | N51502064 | N51502084 | N51502065 |
| 1050R | - | X | - | - | - | - | - | - | - | - |
| 1050RT | - | X | - | - | - | - | - | - | - | - |
| 1350R NXT2 | - | X | - | - | - | - | - | - | - | - |
| 1350RT | - | X | - | - | - | - | - | - | - | - |
| 1640 E | X | - | - | - | - | - | - | - | - | - |
| 1650R | - | - | X | - | - | - | - | - | - | - |
| 1650RT | - | - | X | - | - | - | - | - | - | - |
| 1850RT | - | - | - | X | - | - | - | X | - | - |
| 1900R | - | - | X | - | - | - | - | - | - | - |
| 1950RT | - | - | X | - | - | - | - | - | - | - |
| 1950RT | - | - | X | - | - | - | - | - | - | - |
| 1950RT | - | - | X | - | - | - | - | - | - | - |
| 1950RT | - | - | X | - | - | - | - | - | - | - |
| 2100VT | - | - | - | X | - | - | - | - | - | - |
| 2150RT | - | - | - | - | - | - | - | X | - | X |
| 2200R | - | - | - | - | X | - | - | - | - | - |
| 2300V | - | - | - | - | X | - | - | - | - | - |
| 2300VT | - | - | - | - | - | - | - | X | - | X |
| 2600R | - | - | - | - | - | - | X | - | - | - |
| 2700V NXT2 | - | - | - | - | - | X | - | - | - | - |
| 2750V | - | - | - | - | X | X | X | - | - | - |
| 2750VT | - | - | - | - | - | - | - | X | - | X |
| 3300V NXT2 | - | - | - | - | - | - | - | - | X | - |
| 4200V | - | - | - | - | - | - | - | - | X | - |
| R105 | - | X | - | - | - | - | - | - | - | - |
| R165 | - | - | X | - | - | - | - | - | - | - |
| R220 | - | - | - | - | X | - | - | - | - | - |
| R260 | - | - | - | - | - | - | X | - | - | - |
| RT105 | - | X | - | - | - | - | - | - | - | - |
| RT135 | - | X | - | - | - | - | - | - | - | - |
| RT165 | - | - | X | - | - | - | - | - | - | - |
| RT185 | - | - | - | X | - | - | - | X | - | - |
| RT195 - NEW | - | - | X | - | - | - | - | - | - | - |
| RT195 - NEW | - | - | X | - | - | - | - | - | - | - |
| RT195 - NEW | - | - | X | - | - | - | - | - | - | - |
| RT215 | - | - | - | - | - | - | - | X | - | X |
| V230 - NEW | - | - | - | - | X | - | - | - | - | - |
| V275 - NEW | - | - | - | - | X | X | X | - | - | - |
| V330 GEN:2 | - | - | - | - | - | - | - | - | X | - |
| V330 GEN:2 | - | - | - | - | - | - | - | - | X | - |
| VT210 - NEW | - | - | - | X | - | - | - | - | - | - |
| VT230 - NEW | - | - | - | - | - | - | - | X | - | X |
| VT275 - NEW | - | - | - | - | - | - | - | X | - | X |
| V270 OLD | - | - | - | - | - | X | - | - | - | - |

| TABLEAU DES SYMBOLES | | | | | |
|---|-------------------------------|---|-------------------------------------|---|--|
|  | Aucune prédisposition requise |  | Ligne hydraulique en tête de flèche |  | Retour hydraulique au réservoir |
|  | Prédisposition électrique |  | Prédisposition nacelle |  | Prédisposition pinces à pneus, pinces à vérins |



GEHL®

Siège Social
P.O. Box 179 - One Gehl Way - West Bend, WI, USA 53095
Tel: (262) 334-9461 - Fax: (262) 338-7517
www.gehl.com



This brochure describes versions and configuration options for Gehl products which may be fitted with different equipment. The equipment described in this brochure may be standard, optional or not available depending on version. Gehl reserves the right to change the specifications shown and described at any time and without prior warning. The manufacturer is not liable for the specifications given. For more information, contact your Gehl dealer. Non-contractual document. Product descriptions may differ from actual products. List of specifications is not comprehensive. The logos and visual identity of the company are the property of Gehl and may not be used without authorization. All rights reserved. The photos and diagrams contained in this brochure are provided for information only.

MANITOU EQUIPMENT AMERICAS, LLC - Limited company with board of directors - Share capital: 39,668,399 euros - 857 802 508 RCS West Bend