

# INDUSTRIAL GRAPPLE BUCKET (COMPACT MACHINES)

# BUCKETS



# GEHL®











## Customer benefits

- Designed for all recycling applications.
- All-purpose attachment: handles bulk material, pushes, grabs etc.







## Technical characteristics

- HD bolted teeth for more digging efficiency.
- 400HB cutting edge & side blades for more resistance.

**MANITOU**  
GROUP ATTACHMENTS

Capacities		BGI 1080 / 250	BGI 1380 / 210	BGI 1680 / 560 (a)	BGI 1680 / 560 (b)	BGI 1760 / 600	BGI 1850 / 620 (a)	BGI 1850 / 620 (b)	BGI 1850 / 620 (c)	BGI 2080 / 700	BGI 2140 / 720
Heaped capacity (l)		250	210	560	560	600	620	620	620	700	720
<b>Weight</b>											
Overall weight (kg)		120	292	400	400	440	455	455	455	475	500
<b>Weight and dimensions</b>											
Width (mm)		1080	1380	1680	1680	1760	1850	1850	1850	2080	2140
Closed grab height (mm)	h33	691	704	761	761	761	761	761	761	761	761
Depth (mm)	p5	814	958	1007	1007	1007	1007	1007	1007	1007	1007
<b>Working Parameters</b>											
Machine Equipment											
Teeth		3	3	4	4	4	4	4	4	4	4

Compatibilité machine	BGI 1080 / 250	BGI 1380 / 210	BGI 1680 / 560 (a)	BGI 1680 / 560 (b)	BGI 1760 / 600	BGI 1850 / 620 (a)	BGI 1850 / 620 (b)	BGI 1850 / 620 (c)	BGI 2080 / 700	BGI 2140 / 720
<b>All-Tach®</b>	<b>N726013</b>	<b>N736031</b>	<b>N757015</b>	<b>N51502063</b>	<b>N51502474</b>	<b>N757021</b>	<b>N51502475</b>	<b>N51502064</b>	<b>N51502084</b>	<b>N51502065</b>
1050R	-	X	-	-	-	-	-	-	-	-
1050RT	-	X	-	-	-	-	-	-	-	-
1350R NXT2	-	X	-	-	-	-	-	-	-	-
1350RT	-	X	-	-	-	-	-	-	-	-
1640 E	X	-	-	-	-	-	-	-	-	-
1650R	-	-	X	-	-	-	-	-	-	-
1650RT	-	-	X	-	-	-	-	-	-	-
1850RT	-	-	-	X	-	-	-	X	-	-
1900R	-	-	X	-	-	-	-	-	-	-
1950RT	-	-	X	-	-	-	-	-	-	-
1950RT	-	-	X	-	-	-	-	-	-	-
1950RT	-	-	X	-	-	-	-	-	-	-
1950RT	-	-	X	-	-	-	-	-	-	-
2100VT	-	-	-	X	-	-	-	-	-	-
2150RT	-	-	-	-	-	-	-	X	-	X
2200R	-	-	-	-	X	-	-	-	-	-
2300V	-	-	-	-	X	-	-	-	-	-
2300VT	-	-	-	-	-	-	-	X	-	X
2600R	-	-	-	-	-	-	X	-	-	-
2700V NXT2	-	-	-	-	-	X	-	-	-	-
2750V	-	-	-	-	X	X	X	-	-	-
2750VT	-	-	-	-	-	-	-	X	-	X
3300V NXT2	-	-	-	-	-	-	-	-	X	-
4200V	-	-	-	-	-	-	-	-	X	-
R105	-	X	-	-	-	-	-	-	-	-
R165	-	-	X	-	-	-	-	-	-	-
R220	-	-	-	-	X	-	-	-	-	-
R260	-	-	-	-	-	-	X	-	-	-
RT105	-	X	-	-	-	-	-	-	-	-
RT135	-	X	-	-	-	-	-	-	-	-
RT165	-	-	X	-	-	-	-	-	-	-
RT185	-	-	-	X	-	-	-	X	-	-
RT195 - NEW	-	-	X	-	-	-	-	-	-	-
RT195 - NEW	-	-	X	-	-	-	-	-	-	-
RT195 - NEW	-	-	X	-	-	-	-	-	-	-
RT215	-	-	-	-	-	-	-	X	-	X
V230 - NEW	-	-	-	-	X	-	-	-	-	-
V275 - NEW	-	-	-	-	X	X	X	-	-	-
V330 GEN:2	-	-	-	-	-	-	-	-	X	-
V330 GEN:2	-	-	-	-	-	-	-	-	X	-
VT210 - NEW	-	-	-	X	-	-	-	-	-	-
VT230 - NEW	-	-	-	-	-	-	-	X	-	X
VT275 - NEW	-	-	-	-	-	-	-	X	-	X
V270 <b>OLD</b>	-	-	-	-	-	X	-	-	-	-

TABLEAU DES SYMBOLES					
	Aucune prédisposition requise		Ligne hydraulique en tête de flèche		Retour hydraulique au réservoir
	Prédisposition électrique		Prédisposition nacelle		Prédisposition pinces à pneus, pinces à vérins



# GEHL®

Siège Social  
P.O. Box 179 - One Gehl Way - West Bend, WI, USA 53095  
Tel: (262) 334-9461 - Fax: (262) 338-7517  
[www.gehl.com](http://www.gehl.com)



This brochure describes versions and configuration options for Gehl products which may be fitted with different equipment. The equipment described in this brochure may be standard, optional or not available depending on version. Gehl reserves the right to change the specifications shown and described at any time and without prior warning. The manufacturer is not liable for the specifications given. For more information, contact your Gehl dealer. Non-contractual document. Product descriptions may differ from actual products. List of specifications is not comprehensive. The logos and visual identity of the company are the property of Gehl and may not be used without authorization. All rights reserved. The photos and diagrams contained in this brochure are provided for information only.

MANITOU EQUIPMENT AMERICAS, LLC - Limited company with board of directors - Share capital: 39,668,399 euros - 857 802 508 RCS West Bend