

Technical sheet :

LIGHT MATERIAL BUCKET (COMPACT MACHINES)



Technical characteristics

- Suited for bulk materials with a density < 1 t/m³ / 62 lb/ft³.
- 400 HB cutting edge for more resistance.

Customer benefits

- Wide range of bucket capacities.
- High capacities for efficient loading applications

| Capacities | | BLM 920 / 240 | BLM 920 / 430 | BLM 1080 / 290 | BLM 1080 / 510 | BLM 1200 / 580 | BLM 1220 / 330 | BLM 1300 / 630 (a) | BLM 1300 / 630 (b) | BLM 1300 / 630 (c) | BLM 1390 / 430 |
|----------------------------|-----|---------------|---------------|----------------|----------------|----------------|----------------|--------------------|--------------------|--------------------|----------------|
| Capacity (kg) | | 240 | 430 | 290 | 510 | 580 | 330 | 630 | 630 | 630 | 430 |
| Heaped capacity (l) | | 240 | 430 | 290 | 510 | 580 | 330 | 630 | 630 | 630 | 430 |
| Weight | | | | | | | | | | | |
| Overall weight (kg) | | 62 | 169 | 67 | 173 | 184 | - | 196 | 203 | 205 | 140 |
| Weight and dimensions | | | | | | | | | | | |
| Overall height (mm) | h17 | 490 | 775 | 490 | 775 | 775 | 490 | 775 | 775 | 795 | 600 |
| Width (mm) | | 920 | 920 | 1080 | 1080 | 1200 | 1220 | 1300 | 1300 | 1300 | 1380 |
| Depth (mm) | p5 | 819 | 1025 | 819 | 1025 | 1025 | 819 | 1025 | 988 | 957 | 890 |
| Working Parameters | | | | | | | | | | | |
| Required machine equipment | | × | × | × | × | × | × | × | × | × | × |
| Flexible tube | | - | - | - | - | - | - | - | - | - | - |

| Machines compatibility | BLM 920 / 240 | BLM 920 / 430 | BLM 1080 / 290 | BLM 1080 / 510 | BLM 1200 / 580 | BLM 1220 / 330 | BLM 1300 / 630 (a) | BLM 1300 / 630 (b) | BLM 1300 / 630 (c) | BLM 1390 / 430 |
|------------------------|---------------|---------------|----------------|----------------|----------------|----------------|--------------------|--------------------|--------------------|----------------|
| All-Tach® Narrow | - | N004021 | - | N004022 | N004023 | - | N004024 | - | - | - |
| All-Tach® | N726009 | - | N726010 | - | - | N726011 | - | N004088 | N004092 | N736013 |
| 4 point Cargage | - | N003021 | - | N003022 | N003023 | - | N003024 | N003088 | N003092 | - |
| Euro Cargage | - | - | - | N51502113 | N51502114 | - | N51502115 | N51502160 | N51502185 | - |
| 850R | X | - | X | - | - | - | - | - | - | - |
| 1050R | - | - | - | - | - | X | - | - | - | X |
| 1050RT | - | - | - | - | - | X | - | - | - | X |
| 1350R NXT2 | - | - | - | - | - | X | - | - | - | X |
| 1350RT | - | - | - | - | - | X | - | - | - | X |
| AL230 | - | - | - | X | X | - | X | - | - | - |
| AL320 | - | - | - | X | X | - | X | - | - | - |
| AL330 | - | - | - | X | X | - | X | - | - | - |
| AL420 | - | - | - | X | X | - | X | X | - | - |
| AL430 | - | - | - | X | X | - | X | X | - | - |
| AL530 | - | - | - | - | - | - | - | - | X | - |
| AL550 | - | - | - | - | - | - | - | - | X | - |
| MLA 2-25 H | - | - | - | X | X | - | X | - | - | - |
| MLA 3-25 H | - | - | - | X | X | - | X | - | - | - |
| MLA 3-25 H-C | - | - | - | X | X | - | X | - | - | - |
| MLA 4-50 H | - | - | - | X | X | - | X | X | - | - |
| MLA 4-50 H-C | - | - | - | X | X | - | X | X | - | - |
| MLA 5-50 H | - | - | - | - | - | - | - | - | X | - |
| MLA 5-60 H-Z | - | - | - | - | - | - | - | - | X | - |
| R105 | - | - | - | - | - | X | - | - | - | X |
| RT105 | - | - | - | - | - | X | - | - | - | X |
| RT135 | - | - | - | - | - | X | - | - | - | X |
| 1640E OLD | X | - | X | - | - | - | - | - | - | - |
| MLA 1-25 H OLD | - | X | - | X | X | - | - | - | - | - |
| MLA 3-35 H OLD | - | - | - | - | X | - | X | - | - | - |
| MLA 4-50 H OLD | - | - | - | X | X | - | X | X | - | - |

| Capacities | | BLM 1400 / 680 (a) | BLM 1400 / 680 (b) | BLM 1400 / 680 (c) | BLM 1500 / 730 (a) | BLM 1500 / 730 (b) | BLM 1500 / 730 (c) | BLM 1520 / 480 | BLM 1650 / 1100 | BLM 1680 / 530 | BLM 1680 / 670 |
|----------------------------|-----|--------------------|--------------------|--------------------|--------------------|--------------------|--------------------|----------------|-----------------|----------------|----------------|
| Capacity (kg) | | 680 | 680 | 680 | 730 | 730 | 730 | 480 | 810 | 530 | 670 |
| Heaped capacity (l) | | 680 | 680 | 680 | 730 | 730 | 730 | 480 | 810 | 530 | 670 |
| Weight | | | | | | | | | | | |
| Overall weight (kg) | | 194 | 210 | 210 | 208 | 218 | 220 | - | 1100 | 160 | 242 |
| Weight and dimensions | | | | | | | | | | | |
| Overall height (mm) | h17 | 775 | 775 | 795 | 775 | 775 | 795 | 600 | 810 | 600 | 605 |
| Width (mm) | | 1400 | 1400 | 1400 | 1500 | 1500 | 1500 | 1520 | 1650 | 1680 | 1680 |
| Depth (mm) | p5 | 1025 | 988 | 967 | 1025 | 988 | 951 | 890 | 1224 | 890 | 1023 |
| Working Parameters | | | | | | | | | | | |
| Required machine equipment | | × | × | × | × | × | × | × | × | × | × |
| Flexible tube | | - | - | - | - | - | - | - | - | - | - |







| Machines compatibility | BLM 1400 / 680 (a) | BLM 1400 / 680 (b) | BLM 1400 / 680 (c) | BLM 1500 / 730 (a) | BLM 1500 / 730 (b) | BLM 1500 / 730 (c) | BLM 1520 / 480 | BLM 1650 / 1100 | BLM 1680 / 530 | BLM 1680 / 670 |
|------------------------|--------------------|--------------------|--------------------|--------------------|--------------------|--------------------|----------------|-----------------|----------------|----------------|
| All-Tach® Narrow | N004025 | - | - | N004026 | - | - | - | - | - | - |
| All-Tach® | - | N004089 | N004093 | - | N004090 | N004094 | N736014 | N51502537 | N736015 | N747011 |
| 4 point Cargage | N003025 | 52799520 | N003093 | N003026 | N003090 | N003094 | - | N51502603 | - | - |
| Euro Cargage | N002025 | N51502161 | N51502186 | N002026 | N51502162 | N51502187 | - | N51502562 | - | - |
| 1350R NXT2 | - | - | - | - | - | - | X | - | X | - |
| 1350RT | - | - | - | - | - | - | X | - | X | - |
| 1650R | - | - | - | - | - | - | - | - | - | X |
| 1650RT | - | - | - | - | - | - | - | - | - | X |
| 1950RT | - | - | - | - | - | - | - | - | - | X |
| 1950RT | - | - | - | - | - | - | - | - | - | X |
| 1950RT | - | - | - | - | - | - | - | - | - | X |
| 2100V | - | - | - | - | - | - | - | - | - | X |
| 2100VT | - | - | - | - | - | - | - | - | - | X |
| AL320 | - | X | - | - | - | - | - | - | - | - |
| AL330 | - | X | - | - | - | - | - | - | - | - |
| AL420 | X | X | - | - | - | - | - | - | - | - |
| AL430 | X | X | - | - | - | - | - | - | - | - |
| AL530 | - | - | X | - | - | X | - | - | - | - |
| AL550 | - | - | X | - | - | X | - | - | - | - |
| AL650 | - | - | - | - | - | - | - | X | - | - |
| AL750 | - | - | - | - | - | - | - | X | - | - |
| MLA 3-25 H | - | X | - | - | - | - | - | - | - | - |
| MLA 3-25 H-C | - | X | - | - | - | - | - | - | - | - |
| MLA 4-50 H | X | X | - | - | - | - | - | - | - | - |
| MLA 4-50 H-C | X | X | - | - | - | - | - | - | - | - |
| MLA 5-50 H | - | - | X | - | - | X | - | - | - | - |
| MLA 5-60 H-Z | - | - | X | - | - | X | - | - | - | - |
| MLA 6-65 H-Z | - | - | - | - | - | - | - | X | - | - |
| MLA-T 516-75 H | - | - | - | - | - | - | - | X | - | - |
| MLA-T 516-75 H | - | - | - | - | - | - | - | X | - | - |
| R165 | - | - | - | - | - | - | - | - | - | X |
| RT135 | - | - | - | - | - | - | X | - | X | - |
| RT165 | - | - | - | - | - | - | - | - | - | X |
| RT195 - NEW | - | - | - | - | - | - | - | - | - | X |
| RT195 - NEW | - | - | - | - | - | - | - | - | - | X |
| RT195 - NEW | - | - | - | - | - | - | - | - | - | X |
| V210 | - | - | - | - | - | - | - | - | - | X |
| VT210 | - | - | - | - | - | - | - | - | - | X |
| 1900R OLD | - | - | - | - | - | - | - | - | - | X |
| AL440 OLD | - | X | - | - | - | - | - | - | - | - |
| ALT750 OLD | - | - | - | - | - | - | - | X | - | - |
| ALT750 OLD | - | - | - | - | - | - | - | X | - | - |
| MLA 3-35 H OLD | X | - | - | X | - | - | - | - | - | - |
| MLA 4-50 H OLD | X | X | - | - | X | - | - | - | - | - |

| Capacities | | BLM 1760 / 790 | BLM 1760 / 820 | BLM 1800 / 910 | BLM 1800 / 1200 | BLM 1850 / 830 | BLM 1850 / 860 | BLM 1850 / 1100 | BLM 1950 / 1300 | BLM 2000 / 1020 | BLM 2080 / 1250 |
|----------------------------|-----|----------------|----------------|----------------|-----------------|----------------|----------------|-----------------|-----------------|-----------------|-----------------|
| Capacity (kg) | | 820 | 790 | - | 810 | 860 | 830 | 1100 | 1300 | - | 1250 |
| Heaped capacity (l) | | 820 | 790 | 910 | 810 | 860 | 830 | 1100 | 1300 | 1020 | 1250 |
| Weight | | | | | | | | | | | |
| Overall weight (kg) | | 275 | 264 | 235 | 1200 | 290 | 275 | 350 | 354 | 250 | 370 |
| Weight and dimensions | | | | | | | | | | | |
| Overall height (mm) | h17 | 711 | 705 | 795 | 810 | 711 | 705 | 832 | 810 | 795 | 832 |
| Width (mm) | | 1760 | 1760 | 1800 | 1800 | 1850 | 1850 | 1850 | 1950 | 2000 | 2080 |
| Depth (mm) | p5 | 1020 | 1012 | 951 | 1224 | 1020 | 1012 | 1102 | 1224 | 951 | 1102 |
| Working Parameters | | | | | | | | | | | |
| Required machine equipment | | ✗ | ✗ | - | ✗ | ✗ | ✗ | ✗ | ✗ | - | ✗ |
| Flexible tube | | - | - | No | - | - | - | - | - | No | - |

| Machines compatibility | BLM 1760 / 790 | BLM 1760 / 820 | BLM 1800 / 910 | BLM 1800 / 1200 | BLM 1850 / 830 | BLM 1850 / 860 | BLM 1850 / 1100 | BLM 1950 / 1300 | BLM 2000 / 1020 | BLM 2080 / 1250 |
|------------------------|----------------|----------------|----------------|-----------------|----------------|----------------|-----------------|-----------------|-----------------|-----------------|
| All-Tach® Narrow | - | - | - | - | - | - | - | - | - | - |
| All-Tach® | N757013 | N51502468 | N004027 | N51502536 | N757014 | N51502469 | N51502037 | N51502535 | N004028 | N51502076 |
| 4 point Camage | - | - | N003027 | N51502605 | - | - | - | N51502607 | N003028 | - |
| Euro Camage | - | - | N51502188 | N51502564 | - | - | - | N51502566 | N51502189 | - |
| 2100V | - | X | - | - | X | - | - | - | - | - |
| 2100VT | - | - | - | - | - | - | X | - | - | - |
| 2300V | X | X | - | - | X | X | - | - | - | - |
| 2300VT | - | - | - | - | - | - | X | - | - | - |
| 2750V | X | - | - | - | - | X | - | - | - | X |
| 2750VT | - | - | - | - | - | - | X | - | - | - |
| 2750VT | - | - | - | - | - | - | X | - | - | - |
| 3300V NXT2 | - | - | - | - | - | - | - | - | - | X |
| AL650 | - | - | - | X | - | - | - | X | - | - |
| AL750 | - | - | - | X | - | - | - | X | - | - |
| MLA 6-65 H-Z | - | - | - | X | - | - | - | X | - | - |
| MLA-T 516-75 H | - | - | - | X | - | - | - | X | - | - |
| MLA-T 516-75 H | - | - | - | X | - | - | - | X | - | - |
| V210 | - | X | - | - | X | - | - | - | - | - |
| V230 | X | X | - | - | X | X | - | - | - | - |
| V275 | X | - | - | - | - | X | - | - | - | X |
| V330 GEN:2 | - | - | - | - | - | - | - | - | - | X |
| V330 GEN:2 | - | - | - | - | - | - | - | - | - | X |
| VT210 | - | - | - | - | - | - | X | - | - | - |
| VT230 | - | - | - | - | - | - | X | - | - | - |
| VT275 | - | - | - | - | - | - | X | - | - | - |
| VT275 | - | - | - | - | - | - | X | - | - | - |
| 1850RT OLD | - | - | - | - | - | - | X | - | - | - |
| 2150RT OLD | - | - | - | - | - | - | X | - | - | - |
| 2200R OLD | - | X | - | - | - | X | - | - | - | - |
| 2600R OLD | - | - | - | - | - | X | - | - | - | X |
| 2700V NXT2 OLD | X | - | - | - | X | - | - | - | - | - |
| 4200V OLD | - | - | - | - | - | - | - | - | - | X |
| ALT750 OLD | - | - | - | X | - | - | - | X | - | - |
| ALT750 OLD | - | - | - | X | - | - | - | X | - | - |
| R220 OLD | - | X | - | - | - | X | - | - | - | - |
| R260 OLD | - | - | - | - | - | X | - | - | - | X |
| RT185 OLD | - | - | - | - | - | - | X | - | - | - |
| RT215 OLD | - | - | - | - | - | - | X | - | - | - |
| V270 OLD | X | - | - | - | X | - | - | - | - | - |

| Capacities | | BLM 2140 / 1290 | BLM 2150 / 1420 | BLM 2350 / 1370 (a) | BLM 2350 / 1370 (b) |
|----------------------------|-----|-----------------|-----------------|---------------------|---------------------|
| Capacity (kg) | | 1290 | 1420 | 1370 | 1370 |
| Heaped capacity (l) | | 1290 | 1420 | 1370 | 1370 |
| Weight | | | | | |
| Overall weight (kg) | | 381 | 380 | 405 | 405 |
| Weight and dimensions | | | | | |
| Overall height (mm) | h17 | 832 | 810 | 832 | 832 |
| Width (mm) | | 2140 | 2150 | 2350 | 2350 |
| Depth (mm) | p5 | 1102 | 1224 | 1102 | 1102 |
| Working Parameters | | | | | |
| Required machine equipment | | ✗ | ✗ | ✗ | ✗ |
| Flexible tube | | - | - | - | - |

| Machines compatibility | BLM 2140 / 1290 | BLM 2150 / 1420 | BLM 2350 / 1370 (a) | BLM 2350 / 1370 (b) |
|------------------------|-----------------|-----------------|---------------------|---------------------|
| All-Tach® Narrow | - | - | - | - |
| All-Tach® | N700248 | N51502534 | N700249 | N51502038 |
| 4 point Camage | - | N51502609 | - | - |
| Euro Camage | - | N51502568 | - | - |
| 2750VT | - | - | - | X |
| 3300V NXT2 | X | - | - | - |
| AL750 | - | X | - | - |
| MLA-T 516-75 H | - | X | - | - |
| MLA-T 516-75 H | - | X | - | - |
| V330 GEN:2 | X | - | - | - |
| V330 GEN:2 | X | - | - | - |
| VT275 | - | - | - | X |
| 2150RT OLD | - | - | - | X |
| 4200V OLD | X | - | X | - |
| ALT750 OLD | - | X | - | - |
| ALT750 OLD | - | X | - | - |
| RT215 OLD | - | - | - | X |

| TABLE SYMBOL | | | | | |
|---|----------------------------|---|-------------------------|---|---|
|  | No predisposition required |  | Hydraulic line |  | Return piping to hydraulic oil tank |
|  | Electric predisposition |  | Platform predisposition |  | Tyre handler, cylinder handler predisposition |



Head Office

B.P. 249 - 430 rue de l'Aubinière
44150 Ancenis Cedex - France

Tel: +33 (0)2 40 09 10 11 - Fax: +33 (0)2 40 09 10 97

www.manitou.com



This publication provides a description of the configuration versions and options for Manitou products, which may differ for equipment. The equipment presented in this brochure may be part of a series, as an option, or it may not be available, depending on the versions. Manitou reserves the right, at any time and without notice, to amend the specifications described and represented. The specifications provided do not bind the manufacturer. For more details, please contact your Manitou agent. This is not a contractually binding document. The presentation of the products is not contractually binding. List of specifications non-exhaustive. The logos as well as the visual identity of the company are owned by Manitou and cannot be used without authorisation. All rights reserved. The photos and diagrams contained in this brochure are only provided for consultation and information purposes.

MANITOU BF SA - Limited company with board of directors - Share capital: 39,668,399 euros - 857 802 508 RCS Nantes