

# LIGHT MATERIAL BUCKET (COMPACT MACHINES)

# BUCKETS



# GEHL®

## Customer benefits

- Wide range of bucket capacities.
- High capacities for efficient loading applications

## Technical characteristics

- Suited for bulk materials with a density  $< 1 \text{ t/m}^3$  /  $62 \text{ lb/ft}^3$ .
- 400 HB cutting edge for more resistance.

**MANITOU**  
GROUP ATTACHMENTS

| Capacities            |     | BLM 920 / 240 | BLM 920 / 430 | BLM 1080 / 290 | BLM 1080 / 510 | BLM 1200 / 580 | BLM 1220 / 330 | BLM 1300 / 630 (a) | BLM 1300 / 630 (b) | BLM 1300 / 630 (c) | BLM 1380 / 430 |
|-----------------------|-----|---------------|---------------|----------------|----------------|----------------|----------------|--------------------|--------------------|--------------------|----------------|
| Capacity (kg)         |     | 240           | 430           | 290            | 510            | 580            | 330            | 630                | 630                | 630                | 430            |
| Heaped capacity (l)   |     | 240           | 430           | 290            | 510            | 580            | 330            | 630                | 630                | 630                | 430            |
| Weight                |     |               |               |                |                |                |                |                    |                    |                    |                |
| Overall weight (kg)   |     | 62            | 169           | 67             | 173            | 184            | -              | 196                | 203                | 205                | 140            |
| Weight and dimensions |     |               |               |                |                |                |                |                    |                    |                    |                |
| Overall height (mm)   | h17 | 490           | 775           | 490            | 775            | 775            | 490            | 775                | 775                | 795                | 600            |
| Width (mm)            |     | 920           | 920           | 1080           | 1080           | 1200           | 1220           | 1300               | 1300               | 1300               | 1380           |
| Depth (mm)            | p5  | 819           | 1025          | 819            | 1025           | 1025           | 819            | 1025               | 988                | 957                | 890            |
| Working Parameters    |     |               |               |                |                |                |                |                    |                    |                    |                |
| Machine Equipment     |     | ×             | ×             | ×              | ×              | ×              | ×              | ×                  | ×                  | ×                  | ×              |
| Flexible tube         |     | -             | -             | -              | -              | -              | -              | -                  | -                  | -                  | -              |

| Machines compatibility | BLM 920 / 240 | BLM 920 / 430 | BLM 1080 / 290 | BLM 1080 / 510 | BLM 1200 / 580 | BLM 1220 / 330 | BLM 1300 / 630 (a) | BLM 1300 / 630 (b) | BLM 1300 / 630 (c) | BLM 1380 / 430 |
|------------------------|---------------|---------------|----------------|----------------|----------------|----------------|--------------------|--------------------|--------------------|----------------|
| All-Tach® Narrow       | -             | N004021       | -              | N004022        | N004023        | -              | N004024            | -                  | -                  | -              |
| All-Tach®              | N726009       | -             | N726010        | -              | -              | N726011        | -                  | N004088            | N004092            | N736013        |
| 4 point Carriage       | -             | N003021       | -              | N003022        | N003023        | -              | N003024            | N003088            | N003092            | -              |
| Euro Carriage          | -             | -             | -              | N51502113      | N51502114      | -              | N51502115          | N51502160          | N51502185          | -              |
| 1050R                  | -             | -             | -              | -              | -              | X              | -                  | -                  | -                  | X              |
| 1050RT                 | -             | -             | -              | -              | -              | X              | -                  | -                  | -                  | X              |
| 1350R NXT2             | -             | -             | -              | -              | -              | X              | -                  | -                  | -                  | X              |
| 1350RT                 | -             | -             | -              | -              | -              | X              | -                  | -                  | -                  | X              |
| 1640 E                 | X             | -             | X              | -              | -              | -              | -                  | -                  | -                  | -              |
| AL230                  | -             | -             | -              | X              | X              | -              | X                  | -                  | -                  | -              |
| AL320                  | -             | -             | -              | X              | X              | -              | X                  | -                  | -                  | -              |
| AL330                  | -             | -             | -              | X              | X              | -              | X                  | -                  | -                  | -              |
| AL420                  | -             | -             | -              | X              | X              | -              | X                  | X                  | -                  | -              |
| AL430                  | -             | -             | -              | X              | X              | -              | X                  | X                  | -                  | -              |
| AL530                  | -             | -             | -              | -              | -              | -              | -                  | -                  | X                  | -              |
| AL550                  | -             | -             | -              | -              | -              | -              | -                  | -                  | X                  | -              |
| MLA 2-25 H             | -             | -             | -              | X              | X              | -              | X                  | -                  | -                  | -              |
| MLA 3-25 H             | -             | -             | -              | X              | X              | -              | X                  | -                  | -                  | -              |
| MLA 3-25 H-C           | -             | -             | -              | X              | X              | -              | X                  | -                  | -                  | -              |
| MLA 4-50 H             | -             | -             | -              | X              | X              | -              | X                  | X                  | -                  | -              |
| MLA 4-50 H-C           | -             | -             | -              | X              | X              | -              | X                  | X                  | -                  | -              |
| MLA 5-50 H             | -             | -             | -              | -              | -              | -              | -                  | -                  | X                  | -              |
| MLA 5-60 H-Z           | -             | -             | -              | -              | -              | -              | -                  | -                  | X                  | -              |
| R105                   | -             | -             | -              | -              | -              | X              | -                  | -                  | -                  | X              |
| RT105                  | -             | -             | -              | -              | -              | X              | -                  | -                  | -                  | X              |
| RT135                  | -             | -             | -              | -              | -              | X              | -                  | -                  | -                  | X              |
| MLA 1-25 H <b>OLD</b>  | -             | X             | -              | X              | X              | -              | -                  | -                  | -                  | -              |
| MLA 3-35 H <b>OLD</b>  | -             | -             | -              | -              | X              | -              | X                  | -                  | -                  | -              |
| MLA 4-50 H <b>OLD</b>  | -             | -             | -              | X              | X              | -              | X                  | X                  | -                  | -              |

| Capacities            |     | BLM 1400 / 680 (a) | BLM 1400 / 680 (b) | BLM 1400 / 680 (c) | BLM 1500 / 730 (a) | BLM 1500 / 730 (b) | BLM 1500 / 730 (c) | BLM 1520 / 480 | BLM 1650 / 1100 | BLM 1680 / 530 | BLM 1680 / 670 |
|-----------------------|-----|--------------------|--------------------|--------------------|--------------------|--------------------|--------------------|----------------|-----------------|----------------|----------------|
| Capacity (kg)         |     | 680                | 680                | 680                | 730                | 730                | 730                | 480            | 810             | 530            | 670            |
| Heaped capacity (l)   |     | 680                | 680                | 680                | 730                | 730                | 730                | 480            | 810             | 530            | 670            |
| Weight                |     |                    |                    |                    |                    |                    |                    |                |                 |                |                |
| Overall weight (kg)   |     | 194                | 210                | 210                | 208                | 218                | 220                | -              | 1100            | 160            | 242            |
| Weight and dimensions |     |                    |                    |                    |                    |                    |                    |                |                 |                |                |
| Overall height (mm)   | h17 | 775                | 775                | 795                | 775                | 775                | 795                | 600            | 810             | 600            | 605            |
| Width (mm)            |     | 1400               | 1400               | 1400               | 1500               | 1500               | 1500               | 1520           | 1650            | 1680           | 1680           |
| Depth (mm)            | p5  | 1025               | 988                | 967                | 1025               | 988                | 951                | 890            | 1224            | 890            | 1023           |
| Working Parameters    |     |                    |                    |                    |                    |                    |                    |                |                 |                |                |
| Machine Equipment     |     | ✗                  | ✗                  | ✗                  | ✗                  | ✗                  | ✗                  | ✗              | ✗               | ✗              | ✗              |
| Flexible tube         |     | -                  | -                  | -                  | -                  | -                  | -                  | -              | -               | -              | -              |







| Machines compatibility | BLM 1400 / 680 (a) | BLM 1400 / 680 (b) | BLM 1400 / 680 (c) | BLM 1500 / 730 (a) | BLM 1500 / 730 (b) | BLM 1500 / 730 (c) | BLM 1520 / 480 | BLM 1650 / 1100 | BLM 1680 / 530 | BLM 1680 / 670 |
|------------------------|--------------------|--------------------|--------------------|--------------------|--------------------|--------------------|----------------|-----------------|----------------|----------------|
| All-Tach® Narrow       | N004025            | -                  | -                  | N004026            | -                  | -                  | -              | -               | -              | -              |
| All-Tach®              | -                  | N004089            | N004093            | -                  | N004090            | N004094            | N736014        | N51502537       | N736015        | N747011        |
| 4 point Carriage       | N003025            | 52799520           | N003093            | N003026            | N003090            | N003094            | -              | N51502603       | -              | -              |
| Euro Carriage          | N002025            | N51502161          | N51502186          | N002026            | N51502162          | N51502187          | -              | N51502562       | -              | -              |
| 1350R NXT2             | -                  | -                  | -                  | -                  | -                  | -                  | X              | -               | X              | -              |
| 1350RT                 | -                  | -                  | -                  | -                  | -                  | -                  | X              | -               | X              | -              |
| 1650R                  | -                  | -                  | -                  | -                  | -                  | -                  | -              | -               | -              | X              |
| 1650RT                 | -                  | -                  | -                  | -                  | -                  | -                  | -              | -               | -              | X              |
| 1900R                  | -                  | -                  | -                  | -                  | -                  | -                  | -              | -               | -              | X              |
| 1950RT                 | -                  | -                  | -                  | -                  | -                  | -                  | -              | -               | -              | X              |
| 1950RT                 | -                  | -                  | -                  | -                  | -                  | -                  | -              | -               | -              | X              |
| 1950RT                 | -                  | -                  | -                  | -                  | -                  | -                  | -              | -               | -              | X              |
| 1950RT                 | -                  | -                  | -                  | -                  | -                  | -                  | -              | -               | -              | X              |
| 2100V                  | -                  | -                  | -                  | -                  | -                  | -                  | -              | -               | -              | X              |
| 2100VT                 | -                  | -                  | -                  | -                  | -                  | -                  | -              | -               | -              | X              |
| AL320                  | -                  | X                  | -                  | -                  | -                  | -                  | -              | -               | -              | -              |
| AL330                  | -                  | X                  | -                  | -                  | -                  | -                  | -              | -               | -              | -              |
| AL420                  | X                  | X                  | -                  | -                  | -                  | -                  | -              | -               | -              | -              |
| AL430                  | X                  | X                  | -                  | -                  | -                  | -                  | -              | -               | -              | -              |
| AL530                  | -                  | -                  | X                  | -                  | -                  | X                  | -              | -               | -              | -              |
| AL550                  | -                  | -                  | X                  | -                  | -                  | X                  | -              | -               | -              | -              |
| AL650                  | -                  | -                  | -                  | -                  | -                  | -                  | -              | X               | -              | -              |
| AL750                  | -                  | -                  | -                  | -                  | -                  | -                  | -              | X               | -              | -              |
| ALT750                 | -                  | -                  | -                  | -                  | -                  | -                  | -              | X               | -              | -              |
| MLA 3-25 H             | -                  | X                  | -                  | -                  | -                  | -                  | -              | -               | -              | -              |
| MLA 3-25 H-C           | -                  | X                  | -                  | -                  | -                  | -                  | -              | -               | -              | -              |
| MLA 4-50 H             | X                  | X                  | -                  | -                  | -                  | -                  | -              | -               | -              | -              |
| MLA 4-50 H-C           | X                  | X                  | -                  | -                  | -                  | -                  | -              | -               | -              | -              |
| MLA 5-50 H             | -                  | -                  | X                  | -                  | -                  | X                  | -              | -               | -              | -              |
| MLA 5-60 H-Z           | -                  | -                  | X                  | -                  | -                  | X                  | -              | -               | -              | -              |
| MLA 6-65 H-Z           | -                  | -                  | -                  | -                  | -                  | -                  | -              | X               | -              | -              |
| MLA-T 516-75 H         | -                  | -                  | -                  | -                  | -                  | -                  | -              | X               | -              | -              |
| R165                   | -                  | -                  | -                  | -                  | -                  | -                  | -              | -               | -              | X              |
| RT135                  | -                  | -                  | -                  | -                  | -                  | -                  | X              | -               | X              | -              |
| RT165                  | -                  | -                  | -                  | -                  | -                  | -                  | -              | -               | -              | X              |
| RT195 - NEW            | -                  | -                  | -                  | -                  | -                  | -                  | -              | -               | -              | X              |
| RT195 - NEW            | -                  | -                  | -                  | -                  | -                  | -                  | -              | -               | -              | X              |
| RT195 - NEW            | -                  | -                  | -                  | -                  | -                  | -                  | -              | -               | -              | X              |
| V210 - NEW             | -                  | -                  | -                  | -                  | -                  | -                  | -              | -               | -              | X              |
| VT210 - NEW            | -                  | -                  | -                  | -                  | -                  | -                  | -              | -               | -              | X              |
| AL440 <b>OLD</b>       | -                  | X                  | -                  | -                  | -                  | -                  | -              | -               | -              | -              |
| ALT750 <b>OLD</b>      | -                  | -                  | -                  | -                  | -                  | -                  | -              | X               | -              | -              |
| ALT750 <b>OLD</b>      | -                  | -                  | -                  | -                  | -                  | -                  | -              | X               | -              | -              |
| MLA 3-35 H <b>OLD</b>  | X                  | -                  | -                  | X                  | -                  | -                  | -              | -               | -              | -              |
| MLA 4-50 H <b>OLD</b>  | X                  | X                  | -                  | -                  | X                  | -                  | -              | -               | -              | -              |


| Capacities            |     | BLM 1760 / 790 | BLM 1760 / 820 | BLM 1800 / 910 | BLM 1800 / 1200 | BLM 1850 / 830 | BLM 1850 / 860 | BLM 1850 / 1100 | BLM 1950 / 1300 | BLM 2000 / 1020 | BLM 2080 / 1250 |
|-----------------------|-----|----------------|----------------|----------------|-----------------|----------------|----------------|-----------------|-----------------|-----------------|-----------------|
| Capacity (kg)         |     | 820            | 790            | -              | 810             | 860            | 830            | 1100            | 1300            | -               | 1250            |
| Heaped capacity (l)   |     | 820            | 790            | 910            | 810             | 860            | 830            | 1100            | 1300            | 1020            | 1250            |
| Weight                |     |                |                |                |                 |                |                |                 |                 |                 |                 |
| Overall weight (kg)   |     | 275            | 264            | 235            | 1200            | 290            | 275            | 350             | 354             | 250             | 370             |
| Weight and dimensions |     |                |                |                |                 |                |                |                 |                 |                 |                 |
| Overall height (mm)   | h17 | 711            | 705            | 795            | 810             | 711            | 705            | 832             | 810             | 795             | 832             |
| Width (mm)            |     | 1760           | 1760           | 1800           | 1800            | 1850           | 1850           | 1850            | 1950            | 2000            | 2080            |
| Depth (mm)            | p5  | 1020           | 1012           | 951            | 1224            | 1020           | 1012           | 1102            | 1224            | 951             | 1102            |
| Working Parameters    |     |                |                |                |                 |                |                |                 |                 |                 |                 |
| Machine Equipment     |     | ✗              | ✗              | -              | ✗               | ✗              | ✗              | ✗               | ✗               | -               | ✗               |
| Flexible tube         |     | -              | -              | No             | -               | -              | -              | -               | -               | No              | -               |

| Machines compatibility     | BLM 1760 / 790 | BLM 1760 / 820 | BLM 1800 / 910     | BLM 1800 / 1200        | BLM 1850 / 830 | BLM 1850 / 860 | BLM 1850 / 1100 | BLM 1950 / 1300        | BLM 2000 / 1020    | BLM 2080 / 1250 |
|----------------------------|----------------|----------------|--------------------|------------------------|----------------|----------------|-----------------|------------------------|--------------------|-----------------|
| All-Tach® Narrow           | -              | -              | -                  | -                      | -              | -              | -               | -                      | -                  | -               |
| All-Tach® 4 point Carriage | N757013        | N51502468      | N004027<br>N003027 | N51502536<br>N51502605 | N757014        | N51502469      | N51502037       | N51502535<br>N51502607 | N004028<br>N003028 | N51502076       |
| Euro Carriage              | -              | -              | N51502188          | N51502564              | -              | -              | -               | N51502566              | N51502189          | -               |
| 1850RT                     | -              | -              | -                  | -                      | -              | -              | X               | -                      | -                  | -               |
| 2100V                      | -              | X              | -                  | -                      | X              | -              | -               | -                      | -                  | -               |
| 2100VT                     | -              | -              | -                  | -                      | -              | -              | X               | -                      | -                  | -               |
| 2150RT                     | -              | -              | -                  | -                      | -              | -              | X               | -                      | -                  | -               |
| 2200R                      | -              | X              | -                  | -                      | -              | X              | -               | -                      | -                  | -               |
| 2300V                      | X              | X              | -                  | -                      | X              | X              | -               | -                      | -                  | -               |
| 2300VT                     | -              | -              | -                  | -                      | -              | -              | X               | -                      | -                  | -               |
| 2600R                      | -              | -              | -                  | -                      | -              | X              | -               | -                      | -                  | X               |
| 2700V NXT2                 | X              | -              | -                  | -                      | X              | -              | -               | -                      | -                  | -               |
| 2750V                      | X              | -              | -                  | -                      | -              | X              | -               | -                      | -                  | X               |
| 2750VT                     | -              | -              | -                  | -                      | -              | -              | X               | -                      | -                  | -               |
| 3300V NXT2                 | -              | -              | -                  | -                      | -              | -              | -               | -                      | -                  | X               |
| 4200V                      | -              | -              | -                  | -                      | -              | -              | -               | -                      | -                  | X               |
| AL650                      | -              | -              | -                  | X                      | -              | -              | -               | X                      | -                  | -               |
| AL750                      | -              | -              | -                  | X                      | -              | -              | -               | X                      | -                  | -               |
| ALT750                     | -              | -              | -                  | X                      | -              | -              | -               | X                      | -                  | -               |
| MLA 6-65 H-Z               | -              | -              | -                  | X                      | -              | -              | -               | X                      | -                  | -               |
| MLA-T 516-75 H             | -              | -              | -                  | X                      | -              | -              | -               | X                      | -                  | -               |
| R220                       | -              | X              | -                  | -                      | -              | X              | -               | -                      | -                  | -               |
| R260                       | -              | -              | -                  | -                      | -              | X              | -               | -                      | -                  | X               |
| RT185                      | -              | -              | -                  | -                      | -              | -              | X               | -                      | -                  | -               |
| RT215                      | -              | -              | -                  | -                      | -              | -              | X               | -                      | -                  | -               |
| V210 - NEW                 | -              | X              | -                  | -                      | X              | -              | -               | -                      | -                  | -               |
| V230 - NEW                 | X              | X              | -                  | -                      | X              | X              | -               | -                      | -                  | -               |
| V275 - NEW                 | X              | -              | -                  | -                      | -              | X              | -               | -                      | -                  | X               |
| V330 GEN:2                 | -              | -              | -                  | -                      | -              | -              | -               | -                      | -                  | X               |
| V330 GEN:2                 | -              | -              | -                  | -                      | -              | -              | -               | -                      | -                  | X               |
| VT210 - NEW                | -              | -              | -                  | -                      | -              | -              | X               | -                      | -                  | -               |
| VT230 - NEW                | -              | -              | -                  | -                      | -              | -              | X               | -                      | -                  | -               |
| VT275 - NEW                | -              | -              | -                  | -                      | -              | -              | X               | -                      | -                  | -               |
| VT275 - NEW                | -              | -              | -                  | -                      | -              | -              | X               | -                      | -                  | -               |
| ALT750 <b>OLD</b>          | -              | -              | -                  | X                      | -              | -              | -               | X                      | -                  | -               |
| ALT750 <b>OLD</b>          | -              | -              | -                  | X                      | -              | -              | -               | X                      | -                  | -               |
| V270 <b>OLD</b>            | X              | -              | -                  | -                      | X              | -              | -               | -                      | -                  | -               |

| Capacities            |     | BLM 2140 / 1290 | BLM 2150 / 1420 | BLM 2350 / 1370 (a) | BLM 2350 / 1370 (b) |
|-----------------------|-----|-----------------|-----------------|---------------------|---------------------|
| Capacity (kg)         |     | 1290            | 1420            | 1370                | 1370                |
| Heaped capacity (l)   |     | 1290            | 1420            | 1370                | 1370                |
| Weight                |     |                 |                 |                     |                     |
| Overall weight (kg)   |     | 381             | 380             | 405                 | 405                 |
| Weight and dimensions |     |                 |                 |                     |                     |
| Overall height (mm)   | h17 | 832             | 810             | 832                 | 832                 |
| Width (mm)            |     | 2140            | 2150            | 2350                | 2350                |
| Depth (mm)            | p5  | 1102            | 1224            | 1102                | 1102                |
| Working Parameters    |     |                 |                 |                     |                     |
| Machine Equipment     |     | ×               | ×               | ×                   | ×                   |
| Flexible tube         |     | -               | -               | -                   | -                   |

| Machines compatibility     | BLM 2140 / 1290 | BLM 2150 / 1420 | BLM 2350 / 1370 (a) | BLM 2350 / 1370 (b) |
|----------------------------|-----------------|-----------------|---------------------|---------------------|
| All-Tach® Narrow           | -               | -               | -                   | -                   |
| All-Tach® 4 point Carriage | N700248         | N51502534       | N700249             | N51502038           |
| Euro Carriage              | -               | N51502609       | -                   | -                   |
|                            | -               | N51502568       | -                   | -                   |
| 2150RT                     | -               | -               | -                   | X                   |
| 2750VT                     | -               | -               | -                   | X                   |
| 3300V NXT2                 | X               | -               | -                   | -                   |
| 4200V                      | X               | -               | X                   | -                   |
| AL750                      | -               | X               | -                   | -                   |
| ALT750                     | -               | X               | -                   | -                   |
| MLA-T 516-75 H             | -               | X               | -                   | -                   |
| RT215                      | -               | -               | -                   | X                   |
| V330 GEN:2                 | X               | -               | -                   | -                   |
| V330 GEN:2                 | X               | -               | -                   | -                   |
| VT275 - NEW                | -               | -               | -                   | X                   |
| ALT750 <b>OLD</b>          | -               | X               | -                   | -                   |
| ALT750 <b>OLD</b>          | -               | X               | -                   | -                   |

| TABLE SYMBOL  |                            |   |                         |   |   |
|---|----------------------------|---|-------------------------|---|---|
|  | No predisposition required |  | Hydraulic line          |  | Return piping to hydraulic oil tank           |
|  | Electric predisposition    |  | Platform predisposition |  | Tyre handler, cylinder handler predisposition |



# GEHL®

Siège Social  
P.O. Box 179 - One Gehl Way - West Bend, WI, USA 53095  
Tel: (262) 334-9461 - Fax: (262) 338-7517  
[www.gehl.com](http://www.gehl.com)



This brochure describes versions and configuration options for Gehl products which may be fitted with different equipment. The equipment described in this brochure may be standard, optional or not available depending on version. Gehl reserves the right to change the specifications shown and described at any time and without prior warning. The manufacturer is not liable for the specifications given. For more information, contact your Gehl dealer. Non-contractual document. Product descriptions may differ from actual products. List of specifications is not comprehensive. The logos and visual identity of the company are the property of Gehl and may not be used without authorization. All rights reserved. The photos and diagrams contained in this brochure are provided for information only.

MANITOU EQUIPMENT AMERICAS, LLC - Limited company with board of directors - Share capital: 39,668,399 euros - 857 802 508 RCS West Bend