

LIGHT MATERIAL BUCKET (COMPACT MACHINES)

BUCKETS



GEHL®

Customer benefits

- Wide range of bucket capacities.
- High capacities for efficient loading applications

Technical characteristics

- Suited for bulk materials with a density $< 1 \text{ t/m}^3 / 62 \text{ lb/ft}^3$.
- 400 HB cutting edge for more resistance.

MANITOU
GROUP ATTACHMENTS

Capacities		BLM 920 / 240	BLM 920 / 430	BLM 1080 / 290	BLM 1080 / 510	BLM 1200 / 580	BLM 1220 / 330	BLM 1300 / 630 (a)	BLM 1300 / 630 (b)	BLM 1300 / 630 (c)	BLM 1380 / 430
Capacity (kg)		240	430	290	510	580	330	630	630	630	430
Heaped capacity (l)		240	430	290	510	580	330	630	630	630	430
Weight											
Overall weight (kg)		62	169	67	173	184	-	196	203	205	140
Weight and dimensions											
Overall height (mm)	h17	490	775	490	775	775	490	775	775	795	600
Width (mm)		920	920	1080	1080	1200	1220	1300	1300	1300	1380
Depth (mm)	p5	819	1025	819	1025	1025	819	1025	988	957	890
Working Parameters											
Machine Equipment		×	×	×	×	×	×	×	×	×	×
Flexible tube		-	-	-	-	-	-	-	-	-	-

Compatibilité machine	BLM 920 / 240	BLM 920 / 430	BLM 1080 / 290	BLM 1080 / 510	BLM 1200 / 580	BLM 1220 / 330	BLM 1300 / 630 (a)	BLM 1300 / 630 (b)	BLM 1300 / 630 (c)	BLM 1380 / 430
All-Tach® Narrow	-	N004021	-	N004022	N004023	-	N004024	-	-	-
All-Tach®	N726009	-	N726010	-	-	N726011	-	N004088	N004092	N736013
4 point Carriage	-	N003021	-	N003022	N003023	-	N003024	N003088	N003092	-
Euro Carriage	-	-	-	N51502113	N51502114	-	N51502115	N51502160	N51502185	-
1050R	-	-	-	-	-	X	-	-	-	X
1050RT	-	-	-	-	-	X	-	-	-	X
1350R NXT2	-	-	-	-	-	X	-	-	-	X
1350RT	-	-	-	-	-	X	-	-	-	X
1640 E	X	-	X	-	-	-	-	-	-	-
AL230	-	-	-	X	X	-	X	-	-	-
AL320	-	-	-	X	X	-	X	-	-	-
AL330	-	-	-	X	X	-	X	-	-	-
AL420	-	-	-	X	X	-	X	X	-	-
AL430	-	-	-	X	X	-	X	X	-	-
AL530	-	-	-	-	-	-	-	-	X	-
AL550	-	-	-	-	-	-	-	-	X	-
MLA 2-25 H	-	-	-	X	X	-	X	-	-	-
MLA 3-25 H	-	-	-	X	X	-	X	-	-	-
MLA 3-25 H-C	-	-	-	X	X	-	X	-	-	-
MLA 4-50 H	-	-	-	X	X	-	X	X	-	-
MLA 4-50 H-C	-	-	-	X	X	-	X	X	-	-
MLA 5-50 H	-	-	-	-	-	-	-	-	X	-
MLA 5-60 H-Z	-	-	-	-	-	-	-	-	X	-
R105	-	-	-	-	-	X	-	-	-	X
RT105	-	-	-	-	-	X	-	-	-	X
RT135	-	-	-	-	-	X	-	-	-	X
MLA 1-25 H OLD	-	X	-	X	X	-	-	-	-	-
MLA 3-35 H OLD	-	-	-	-	X	-	X	-	-	-
MLA 4-50 H OLD	-	-	-	X	X	-	X	X	-	-

Capacities		BLM 1400 / 680 (a)	BLM 1400 / 680 (b)	BLM 1400 / 680 (c)	BLM 1500 / 730 (a)	BLM 1500 / 730 (b)	BLM 1500 / 730 (c)	BLM 1520 / 480	BLM 1650 / 1100	BLM 1680 / 530	BLM 1680 / 670
Capacity (kg)		680	680	680	730	730	730	480	810	530	670
Heaped capacity (l)		680	680	680	730	730	730	480	810	530	670
Weight											
Overall weight (kg)		194	210	210	208	218	220	-	1100	160	242
Weight and dimensions											
Overall height (mm)	h17	775	775	795	775	775	795	600	810	600	605
Width (mm)		1400	1400	1400	1500	1500	1500	1520	1650	1680	1680
Depth (mm)	p5	1025	988	967	1025	988	951	890	1224	890	1023
Working Parameters											
Machine Equipment		×	×	×	×	×	×	×	×	×	×
Flexible tube		-	-	-	-	-	-	-	-	-	-







Compatibilité machine	BLM 1400 / 680 (a)	BLM 1400 / 680 (b)	BLM 1400 / 680 (c)	BLM 1500 / 730 (a)	BLM 1500 / 730 (b)	BLM 1500 / 730 (c)	BLM 1520 / 480	BLM 1650 / 1100	BLM 1680 / 530	BLM 1680 / 670
All-Tach® Narrow	N004025	-	-	N004026	-	-	-	-	-	-
All-Tach®	-	N004089	N004093	-	N004090	N004094	N736014	N51502537	N736015	N747011
4 point Carriage	N003025	52799520	N003093	N003026	N003090	N003094	-	N51502603	-	-
Euro Carriage	N002025	N51502161	N51502186	N002026	N51502162	N51502187	-	N51502562	-	-
1350R NXT2	-	-	-	-	-	-	X	-	X	-
1350RT	-	-	-	-	-	-	X	-	X	-
1650R	-	-	-	-	-	-	-	-	-	X
1650RT	-	-	-	-	-	-	-	-	-	X
1900R	-	-	-	-	-	-	-	-	-	X
1950RT	-	-	-	-	-	-	-	-	-	X
1950RT	-	-	-	-	-	-	-	-	-	X
1950RT	-	-	-	-	-	-	-	-	-	X
1950RT	-	-	-	-	-	-	-	-	-	X
2100V	-	-	-	-	-	-	-	-	-	X
2100VT	-	-	-	-	-	-	-	-	-	X
AL320	-	X	-	-	-	-	-	-	-	-
AL330	-	X	-	-	-	-	-	-	-	-
AL420	X	X	-	-	-	-	-	-	-	-
AL430	X	X	-	-	-	-	-	-	-	-
AL530	-	-	X	-	-	X	-	-	-	-
AL550	-	-	X	-	-	X	-	-	-	-
AL650	-	-	-	-	-	-	-	X	-	-
AL750	-	-	-	-	-	-	-	X	-	-
ALT750	-	-	-	-	-	-	-	X	-	-
MLA 3-25 H	-	X	-	-	-	-	-	-	-	-
MLA 3-25 H-C	-	X	-	-	-	-	-	-	-	-
MLA 4-50 H	X	X	-	-	-	-	-	-	-	-
MLA 4-50 H-C	X	X	-	-	-	-	-	-	-	-
MLA 5-50 H	-	-	X	-	-	X	-	-	-	-
MLA 5-60 H-Z	-	-	X	-	-	X	-	-	-	-
MLA 6-65 H-Z	-	-	-	-	-	-	-	X	-	-
MLA-T 516-75 H	-	-	-	-	-	-	-	X	-	-
R165	-	-	-	-	-	-	-	-	-	X
RT135	-	-	-	-	-	-	X	-	X	-
RT165	-	-	-	-	-	-	-	-	-	X
RT195 - NEW	-	-	-	-	-	-	-	-	-	X
RT195 - NEW	-	-	-	-	-	-	-	-	-	X
RT195 - NEW	-	-	-	-	-	-	-	-	-	X
V210 - NEW	-	-	-	-	-	-	-	-	-	X
VT210 - NEW	-	-	-	-	-	-	-	-	-	X
AL440 OLD	-	X	-	-	-	-	-	-	-	-
ALT750 OLD	-	-	-	-	-	-	-	X	-	-
ALT750 OLD	-	-	-	-	-	-	-	X	-	-
MLA 3-35 H OLD	X	-	-	X	-	-	-	-	-	-
MLA 4-50 H OLD	X	X	-	-	X	-	-	-	-	-

Capacities		BLM 1760 / 790	BLM 1760 / 820	BLM 1800 / 910	BLM 1800 / 1200	BLM 1850 / 830	BLM 1850 / 860	BLM 1850 / 1100	BLM 1950 / 1300	BLM 2000 / 1020	BLM 2080 / 1250
Capacity (kg)		820	790	-	810	860	830	1100	1300	-	1250
Heaped capacity (l)		820	790	910	810	860	830	1100	1300	1020	1250
Weight											
Overall weight (kg)		275	264	235	1200	290	275	350	354	250	370
Weight and dimensions											
Overall height (mm)	h17	711	705	795	810	711	705	832	810	795	832
Width (mm)		1760	1760	1800	1800	1850	1850	1850	1950	2000	2080
Depth (mm)	p5	1020	1012	951	1224	1020	1012	1102	1224	951	1102
Working Parameters											
Machine Equipment		✗	✗	-	✗	✗	✗	✗	✗	-	✗
Flexible tube		-	-	Non	-	-	-	-	-	Non	-

Compatibilité machine	BLM 1760 / 790	BLM 1760 / 820	BLM 1800 / 910	BLM 1800 / 1200	BLM 1850 / 830	BLM 1850 / 860	BLM 1850 / 1100	BLM 1950 / 1300	BLM 2000 / 1020	BLM 2080 / 1250
All-Tach® Narrow	-	-	-	-	-	-	-	-	-	-
All-Tach® 4 point Carriage	N757013	N51502468	N004027	N51502536	N757014	N51502469	N51502037	N51502535	N004028	N51502076
Euro Carriage	-	-	N003027	N51502605	-	-	-	N51502607	N003028	-
	-	-	N51502188	N51502564	-	-	-	N51502566	N51502189	-
1850RT	-	-	-	-	-	-	X	-	-	-
2100V	-	X	-	-	X	-	-	-	-	-
2100VT	-	-	-	-	-	-	X	-	-	-
2150RT	-	-	-	-	-	-	X	-	-	-
2200R	-	X	-	-	-	X	-	-	-	-
2300V	X	X	-	-	X	X	-	-	-	-
2300VT	-	-	-	-	-	-	X	-	-	-
2600R	-	-	-	-	-	X	-	-	-	X
2700V NXT2	X	-	-	-	X	-	-	-	-	-
2750V	X	-	-	-	-	X	-	-	-	X
2750VT	-	-	-	-	-	-	X	-	-	-
3300V NXT2	-	-	-	-	-	-	-	-	-	X
4200V	-	-	-	-	-	-	-	-	-	X
AL650	-	-	-	X	-	-	-	X	-	-
AL750	-	-	-	X	-	-	-	X	-	-
ALT750	-	-	-	X	-	-	-	X	-	-
MLA 6-65 H-Z	-	-	-	X	-	-	-	X	-	-
MLA-T 516-75 H	-	-	-	X	-	-	-	X	-	-
R220	-	X	-	-	-	X	-	-	-	-
R260	-	-	-	-	-	X	-	-	-	X
RT185	-	-	-	-	-	-	X	-	-	-
RT215	-	-	-	-	-	-	X	-	-	-
V210 - NEW	-	X	-	-	X	-	-	-	-	-
V230 - NEW	X	X	-	-	X	X	-	-	-	-
V275 - NEW	X	-	-	-	-	X	-	-	-	X
V330 GEN:2	-	-	-	-	-	-	-	-	-	X
V330 GEN:2	-	-	-	-	-	-	-	-	-	X
VT210 - NEW	-	-	-	-	-	-	X	-	-	-
VT230 - NEW	-	-	-	-	-	-	X	-	-	-
VT275 - NEW	-	-	-	-	-	-	X	-	-	-
VT275 - NEW	-	-	-	-	-	-	X	-	-	-
ALT750 OLD	-	-	-	X	-	-	-	X	-	-
ALT750 OLD	-	-	-	X	-	-	-	X	-	-
V270 OLD	X	-	-	-	X	-	-	-	-	-

Capacities		BLM 2140 / 1290	BLM 2150 / 1420	BLM 2350 / 1370 (a)	BLM 2350 / 1370 (b)
Capacity (kg)		1290	1420	1370	1370
Heaped capacity (l)		1290	1420	1370	1370
Weight					
Overall weight (kg)		381	380	405	405
Weight and dimensions					
Overall height (mm)	h17	832	810	832	832
Width (mm)		2140	2150	2350	2350
Depth (mm)	p5	1102	1224	1102	1102
Working Parameters					
Machine Equipment		×	×	×	×
Flexible tube		-	-	-	-

Compatibilité machine	BLM 2140 / 1290	BLM 2150 / 1420	BLM 2350 / 1370 (a)	BLM 2350 / 1370 (b)
All-Tach® Narrow	-	-	-	-
All-Tach® 4 point Carriage	N700248	N51502534	N700249	N51502038
Euro Carriage	-	N51502609	-	-
	-	N51502568	-	-
2150RT	-	-	-	X
2750VT	-	-	-	X
3300V NXT2	X	-	-	-
4200V	X	-	X	-
AL750	-	X	-	-
ALT750	-	X	-	-
MLA-T 516-75 H	-	X	-	-
RT215	-	-	-	X
V330 GEN:2	X	-	-	-
V330 GEN:2	X	-	-	-
VT275 - NEW	-	-	-	X
ALT750 OLD	-	X	-	-
ALT750 OLD	-	X	-	-

TABLEAU DES SYMBOLES					
	Aucune prédisposition requise		Ligne hydraulique en tête de flèche		Retour hydraulique au réservoir
	Prédisposition électrique		Prédisposition nacelle		Prédisposition pinces à pneus, pinces à vérins



GEHL®

Siège Social
P.O. Box 179 - One Gehl Way - West Bend, WI, USA 53095
Tel: (262) 334-9461 - Fax: (262) 338-7517
www.gehl.com



This brochure describes versions and configuration options for Gehl products which may be fitted with different equipment. The equipment described in this brochure may be standard, optional or not available depending on version. Gehl reserves the right to change the specifications shown and described at any time and without prior warning. The manufacturer is not liable for the specifications given. For more information, contact your Gehl dealer. Non-contractual document. Product descriptions may differ from actual products. List of specifications is not comprehensive. The logos and visual identity of the company are the property of Gehl and may not be used without authorization. All rights reserved. The photos and diagrams contained in this brochure are provided for information only.

MANITOU EQUIPMENT AMERICAS, LLC - Limited company with board of directors - Share capital: 39,668,399 euros - 857 802 508 RCS West Bend