

Technical sheet :



## Customer benefits

- High-resistance light material buckets adapted to the power of MHT heavy telehandlers.

## Technical characteristics







- Max. density 1000 kg/m<sup>3</sup> / 62 lb/ft<sup>3</sup>.
- 500 HB bolted wear plate.
- Note: road circulation kit mandatory in Italy. Contact your dealer.

[The 3D picture at the top of this page is the reference CBA 2500 / 4000 LDR MHT - 52000534].

 **ATTACHMENTS**

Technical characteristics		CBA 2000 / 2500 LDR	CBA 2500 / 4000 LDR MHT	CBA 3000 / 2500 LDR	CBA 4000 / 2500 LDR
Distance to center of gravity (mm)		586	710	626	621
<b>Capacities</b>					
Capacity (kg)		2010	4000	3023	4007
Heaped capacity (l)		2010	4000	3023	4007
Struck capacity (l)		1484	3420	2342	3195
<b>Weight</b>					
Overall weight (kg)		679	1440	834	1311
<b>Weight and dimensions</b>					
Overall height (mm)	h17	1170	1690	1333	1617
Overall length (mm)	l1	1365	2053	1661	1896
Width (mm)		2450	2500	2500	2500
<b>Working Parameters</b>					
Machine Equipment		✕	✕	✕	✕
<b>Other Data for Attachments</b>					
Bolted wearplate (LDR)		Standard	Standard	Standard	Standard

Machines compatibility	CBA 2000 / 2500 LDR	CBA 2500 / 4000 LDR MHT	CBA 3000 / 2500 LDR	CBA 4000 / 2500 LDR
Reference number	744046	-	744047	-
MHT-X 860 S2 <b>OLD</b>	X	-	X	-
Reference number E-RECO	939160	52000534	939161	939162
MHT 790 Mining ST5	X	-	X	X
MHT 790 ST5	X	-	X	X
MHT 10135 ST5	-	X	-	-
MHT 10160 ST5	-	X	-	-
MHT 10200 ST5	-	X	-	-
MHT 11250 Mining ST5	-	X	-	-
MHT 11250 ST5	-	X	-	-
MHT-X 790 ST3A	X	-	X	X
MHT-X 10135 ST3A	-	X	-	-
MHT-X 10160 ST3A	-	X	-	-
MHT-X 10200 ST3A	-	X	-	-
MHT-X 11250 Mining	-	X	-	-
MHT-X 11250 ST3A	-	X	-	-
MHT 790 <b>OLD</b>	X	-	X	X
MHT 10180 <b>OLD</b>	-	X	-	-
MHT 10230 <b>OLD</b>	-	X	-	-
MHT-X 790 <b>OLD</b>	X	-	X	X
MHT-X 790 Mining <b>OLD</b>	X	-	X	X

TABLE SYMBOL					
	No predisposition required		Hydraulic line		Return piping to hydraulic oil tank
	Electric predisposition		Platform predisposition		Tyre handler, cylinder handler predisposition



**Head Office**

B.P. 249 - 430 rue de l'Aubinière

44150 Ancenis Cedex - France

Tel: +33 (0)2 40 09 10 11 - Fax: +33 (0)2 40 09 10 97

[www.manitou.com](http://www.manitou.com)



This publication provides a description of the configuration versions and options for Manitou products, which may differ for equipment. The equipment presented in this brochure may be part of a series, as an option, or it may not be available, depending on the versions. Manitou reserves the right, at any time and without notice, to amend the specifications described and represented. The specifications provided do not bind the manufacturer. For more details, please contact your Manitou agent. This is not a contractually binding document. The presentation of the products is not contractually binding. List of specifications non-exhaustive. The logos as well as the visual identity of the company are owned by Manitou and cannot be used without authorisation. All rights reserved. The photos and diagrams contained in this brochure are only provided for consultation and information purposes.

MANITOU BF SA - Limited company with board of directors - Share capital: 39,668,399 euros - 857 802 508 RCS Nantes