

Technical sheet :

# ***LIGHT MATERIAL BUCKET (MHT)***

---



## **Customer benefits**

- High-resistance light material buckets adapted to the power of MHT heavy telehandlers.

## **Technical characteristics**







- Max. density 1000kg/m<sup>3</sup>.
- 500HB bolted wear plate.
- Note: road circulation kit mandatory in Italy. Contact your dealer.

[The 3D picture at the top of this page is the reference CBA 2500 / 4000 LDR MHT - 52000534].

 **ATTACHMENTS**

| Technical characteristics          |     | CBA 2000 / 2500 LDR | CBA 2500 / 4000 LDR MHT | CBA 3000 / 2500 LDR | CBA 4000 / 2500 LDR |
|------------------------------------|-----|---------------------|-------------------------|---------------------|---------------------|
| Distance to center of gravity (mm) |     | 586                 | 710                     | 626                 | 621                 |
| Capacities                         |     |                     |                         |                     |                     |
| Capacity (kg)                      |     | 2010                | 4000                    | 3023                | 4007                |
| Heaped capacity (l)                |     | 2010                | 4000                    | 3023                | 4007                |
| Struck capacity (l)                |     | 1484                | 3420                    | 2342                | 3195                |
| Weight                             |     |                     |                         |                     |                     |
| Overall weight (kg)                |     | 679                 | 1440                    | 834                 | 1311                |
| Weight and dimensions              |     |                     |                         |                     |                     |
| Overall height (mm)                | h17 | 1170                | 1690                    | 1333                | 1617                |
| Overall length (mm)                | l1  | 1365                | 2053                    | 1661                | 1896                |
| Width (mm)                         |     | 2450                | 2500                    | 2500                | 2500                |
| Working Parameters                 |     |                     |                         |                     |                     |
| Machine Equipment                  |     | ×                   | ×                       | ×                   | ×                   |
| Other Data for Attachments         |     |                     |                         |                     |                     |
| Bolted wearplate (LDR)             |     | Standard            | Standard                | Standard            | Standard            |

| Machines compatibility  | CBA 2000 / 2500 LDR | CBA 2500 / 4000 LDR MHT | CBA 3000 / 2500 LDR | CBA 4000 / 2500 LDR |
|-------------------------|---------------------|-------------------------|---------------------|---------------------|
| Reference number        | 744046              | -                       | 744047              | -                   |
| MHT-X 860 S2 <b>OLD</b> | X                   | -                       | X                   | -                   |
| Reference number E-RECO | 939160              | 52000534                | 939161              | 939162              |
| MHT 790 ST5             | X                   | -                       | X                   | X                   |
| MHT 10135 ST5           | -                   | X                       | -                   | -                   |
| MHT 10160 ST5           | -                   | X                       | -                   | -                   |
| MHT 10200 ST5           | -                   | X                       | -                   | -                   |
| MHT 11250 ST5           | -                   | X                       | -                   | -                   |
| MHT-X 790 Mining        | -                   | -                       | -                   | X                   |
| MHT-X 790 ST3A          | X                   | -                       | X                   | X                   |
| MHT-X 10135 ST3A        | -                   | X                       | -                   | -                   |
| MHT-X 10160 ST3A        | -                   | X                       | -                   | -                   |
| MHT-X 10200 ST3A        | -                   | X                       | -                   | -                   |
| MHT-X 11250 ST3A        | -                   | X                       | -                   | -                   |
| MHT 790 <b>OLD</b>      | X                   | -                       | X                   | X                   |
| MHT 10180 <b>OLD</b>    | -                   | X                       | -                   | -                   |
| MHT 10230 <b>OLD</b>    | -                   | X                       | -                   | -                   |
| MHT-X 790 <b>OLD</b>    | X                   | -                       | X                   | X                   |

| TABLE SYMBOL  |                            |   |                         |   |   |
|---|----------------------------|---|-------------------------|---|---|
|  | No predisposition required |  | Hydraulic line          |  | Return piping to hydraulic oil tank           |
|  | Electric predisposition    |  | Platform predisposition |  | Tyre handler, cylinder handler predisposition |



**Head Office**

B.P. 249 - 430 rue de l'Aubinière

44150 Ancenis Cedex - France

Tel: +33 (0)2 40 09 10 11 - Fax: +33 (0)2 40 09 10 97

[www.manitou.com](http://www.manitou.com)



This publication provides a description of the configuration versions and options for Manitou products, which may differ for equipment. The equipment presented in this brochure may be part of a series, as an option, or it may not be available, depending on the versions. Manitou reserves the right, at any time and without notice, to amend the specifications described and represented. The specifications provided do not bind the manufacturer. For more details, please contact your Manitou agent. This is not a contractually binding document. The presentation of the products is not contractually binding. List of specifications non-exhaustive. The logos as well as the visual identity of the company are owned by Manitou and cannot be used without authorisation. All rights reserved. The photos and diagrams contained in this brochure are only provided for consultation and information purposes.

MANITOU BF SA - Limited company with board of directors - Share capital: 39,668,399 euros - 857 802 508 RCS Nantes