

Technical sheet :

# ***LIGHT MATERIAL BUCKET (MRT)***

---



---

## **Customer benefits**







- Usually placed in from on a window/ an opening on a deconstructed building to load rubbles.
- Especially usefull for deconstruction applications: the wide opening of this bucket prevents rubbles & misc. materials from falling to the ground.
- Designed to suit to MRT's specific boom head position.
- Note: rotating telehandlers are not designed for intensive loading applications.

## **Technical characteristics**

- Bucket dedicated to the handling of light materials ( $< 1000 \text{ kg/m}^3$  /  $62 \text{ lb/ft}^3$ ).
- Reinforced structure (base, blade and sides).

Technical characteristics		CBA 1500 / 2450
Distance to center of gravity (mm)		696
Capacities		
Capacity (kg)		1529
Heaped capacity (l)		1529
Struck capacity (l)		1101
Weight		
Overall weight (kg)		529
Weight and dimensions		
Overall height (mm)	h17	997
Overall length (mm)	l1	1170
Width (mm)		2450
Working Parameters		
Required machine equipment		×

Machines compatibility		CBA 1500 / 2450
Reference number E-RECO		921279
MRT 1645 75		X
MRT 1645 115		X
MRT 1845 75		X
MRT 1845 115		X
MRT 2145 115		X
MRT 2260		X
MRT 2260 e		X
MRT 2545 115		X
MRT 2570		X
MRT 2660		X
MRT 2660 e		X
MRT 3060		X
MRT 3570		X
MRT 3570 ES		X
MRT-X 1645		X
MRT-X 1845		X
MRT-X 2145		X
MRT-X 2260		X
MRT-X 2545		X
MRT-X 2570		X
MRT-X 2660		X
MRT-X 3060		X
MRT-X 3570		X
MRT-X 3570 ES		X
MRT 1440 Easy T4 S2 400° <b>OLD</b>		X
MRT 1640 Easy T4 S2 360° <b>OLD</b>		X
MRT 1640 Easy T4 S2 400° <b>OLD</b>		X
MRT 1840 Easy T4 S2 360° <b>OLD</b>		X
MRT 1840 Easy T4 S2 400° <b>OLD</b>		X
MRT 2145 Easy T4 S2 400° <b>OLD</b>		X
MRT 2150 Privilege Plus <b>OLD</b>		X
MRT 2470 Privilege Plus <b>OLD</b>		X
MRT 2545 Easy T4 S2 360° <b>OLD</b>		X
MRT 2545 Easy T4 S2 400° <b>OLD</b>		X
MRT 2550 Privilege Plus <b>OLD</b>		X
MRT 3050 Privilege Plus <b>OLD</b>		X
MRT-X 1840 Easy 360° <b>OLD</b>		X
MRT-X 1840 Easy 400° <b>OLD</b>		X
MRT-X 2145 Easy 360° <b>OLD</b>		X
MRT-X 2145 Easy 400° <b>OLD</b>		X
MRT-X 2150 Privilege Plus <b>OLD</b>		X
MRT-X 2470 Privilege Plus <b>OLD</b>		X
MRT-X 2545 Easy 360° <b>OLD</b>		X
MRT-X 2545 Easy 400° <b>OLD</b>		X
MRT-X 2550 Privilege Plus <b>OLD</b>		X
MRT-X 3050 Privilege Plus <b>OLD</b>		X

TABLE SYMBOL					
	No predisposition required		Hydraulic line		Return piping to hydraulic oil tank
	Electric predisposition		Platform predisposition		Tyre handler, cylinder handler predisposition



**Head Office**

B.P. 249 - 430 rue de l'Aubinière

44150 Ancenis Cedex - France

Tel: +33 (0)2 40 09 10 11 - Fax: +33 (0)2 40 09 10 97

[www.manitou.com](http://www.manitou.com)



This publication provides a description of the configuration versions and options for Manitou products, which may differ for equipment. The equipment presented in this brochure may be part of a series, as an option, or it may not be available, depending on the versions. Manitou reserves the right, at any time and without notice, to amend the specifications described and represented. The specifications provided do not bind the manufacturer. For more details, please contact your Manitou agent. This is not a contractually binding document. The presentation of the products is not contractually binding. List of specifications non-exhaustive. The logos as well as the visual identity of the company are owned by Manitou and cannot be used without authorisation. All rights reserved. The photos and diagrams contained in this brochure are only provided for consultation and information purposes.

MANITOU BF SA - Limited company with board of directors - Share capital: 39,668,399 euros - 857 802 508 RCS Nantes