

GEHL®

Customer benefits

- Must-have attachment for manure and bale handling.

Technical characteristics

- Strong & simple construction.
- Heavy duty tines.






MANITOU GROUP ATTACHMENTS

Weight		FM 915	FM 920	FM 1080	FM 1200 (a)	FM 1200 (b)	FM 1400	FM 1500	FM 1520	FM 1650	FM 1680
Overall weight (kg)		73	73	160	109	109	160	165	170	183	134
Weight and dimensions											
Overall height (mm)	h17	580	694	580	694	694	595	765	575	704	600
Width (mm)		915	920	1080	1200	1200	1400	1500	1520	1650	1680
Depth (mm)	p5	825	843	825	843	843	893	863	893	1032	870
Working Parameters											
Machine Equipment		×	×	×	×	×	×	×	×	×	×

Machines compatibility	FM 915	FM 920	FM 1080	FM 1200 (a)	FM 1200 (b)	FM 1400	FM 1500	FM 1520	FM 1650	FM 1680
All-Tach® Narrow	-	52807874	-	52799526	-	-	52807875	-	-	-
All-Tach®	N726020	-	N726021	-	-	N736026	52799530	N736027	N51502515	N747023
4 point Carriage	-	52807877	-	52799531	-	-	N701984	-	N51502624	-
Euro Carriage	-	-	-	52807871	N51502173	-	52807876	-	N51502583	-
1050R	-	-	-	-	-	X	-	-	-	-
1050RT	-	-	-	-	-	X	-	X	-	-
1350R NXT2	-	-	-	-	-	X	-	X	-	-
1350RT	-	-	-	-	-	X	-	X	-	-
1640 E	X	-	X	-	-	-	-	-	-	-
1650R	-	-	-	-	-	-	-	-	-	X
1650RT	-	-	-	-	-	-	-	-	-	X
1900R	-	-	-	-	-	-	-	-	-	X
1950RT	-	-	-	-	-	-	-	-	-	X
1950RT	-	-	-	-	-	-	-	-	-	X
1950RT	-	-	-	-	-	-	-	-	-	X
1950RT	-	-	-	-	-	-	-	-	-	X
2100V	-	-	-	-	-	-	-	-	-	X
2100VT	-	-	-	-	-	-	-	-	-	X
AL230	-	X	-	X	-	-	-	-	-	-
AL320	-	X	-	X	-	-	-	-	-	-
AL330	-	X	-	X	-	-	-	-	-	-
AL420	-	-	-	X	-	-	-	-	-	-
AL430	-	-	-	X	-	-	-	-	-	-
AL530	-	-	-	-	-	-	X	-	-	-
AL650	-	-	-	-	X	-	-	-	X	-
AL750	-	-	-	-	-	-	-	-	X	-
MLA 2-25 H	-	X	-	X	-	-	-	-	-	-
MLA 3-25 H	-	X	-	X	-	-	-	-	-	-
MLA 3-25 H-C	-	X	-	X	-	-	-	-	-	-
MLA 4-50 H	-	-	-	X	-	-	-	-	-	-
MLA 4-50 H-C	-	-	-	X	-	-	-	-	-	-
MLA 5-50 H	-	-	-	-	-	-	X	-	-	-
MLA 6-65 H-Z	-	-	-	-	X	-	-	-	X	-
R105	-	-	-	-	-	X	-	-	-	-
R165	-	-	-	-	-	-	-	-	-	X
RT105	-	-	-	-	-	X	-	X	-	-
RT135	-	-	-	-	-	X	-	X	-	-
RT165	-	-	-	-	-	-	-	-	-	X
RT195 - NEW	-	-	-	-	-	-	-	-	-	X
RT195 - NEW	-	-	-	-	-	-	-	-	-	X
RT195 - NEW	-	-	-	-	-	-	-	-	-	X
V210 - NEW	-	-	-	-	-	-	-	-	-	X
VT210 - NEW	-	-	-	-	-	-	-	-	-	X
AL340 OLD	-	-	-	X	-	-	-	-	-	-
MLA 1-25 H OLD	-	X	-	-	-	-	-	-	-	-
MLA 3-35 H OLD	-	-	-	X	-	-	-	-	-	-
MLA 4-50 H OLD	-	-	-	X	X	-	X	-	-	-

Weight		FM 1760	FM 1850 (a)	FM 1850 (b)	FM 1880	FM 1950	FM 2140	FM 2150
Overall weight (kg)		810	153	153	153	216	170	233
Weight and dimensions								
Overall height (mm)	h17	600	600	600	600	704	600	704
Width (mm)		1760	1850	1850	1880	1950	2140	2150
Depth (mm)	p5	870	870	870	870	1032	870	1032
Working Parameters								
Machine Equipment		×	×	×	×	×	×	×

Machines compatibility	FM 1760	FM 1850 (a)	FM 1850 (b)	FM 1880	FM 1950	FM 2140	FM 2150
All-Tach® Narrow	-	-	-	-	-	-	-
All-Tach®	N757030	N757031	N51502480	N51502080	N51502514	N700260	N51502513
4 point Carriage	-	-	-	-	N51502625	-	N51502626
Euro Carriage	-	-	-	-	N51502584	-	N51502585
2200R	X	-	X	-	-	-	-
2300V	X	-	X	-	-	-	-
2600R	-	X	X	X	-	-	-
2700V NXT2	-	X	X	X	-	-	-
2750V	-	X	X	X	-	-	-
3300V NXT2	-	X	X	X	-	X	-
4200V	-	-	-	-	-	X	-
AL650	-	-	-	-	X	-	-
AL750	-	-	-	-	X	-	X
MLA 6-65 H-Z	-	-	-	-	X	-	-
R220	X	-	-	-	-	-	-
R260	-	X	X	X	-	-	-
V230 - NEW	X	-	X	-	-	-	-
V275 - NEW	-	X	X	X	-	-	-
V330 GEN:2	-	X	X	X	-	X	-
V330 GEN:2	-	X	X	X	-	X	-
V270 OLD	-	X	X	X	-	-	-

TABLE SYMBOL					
	No predisposition required		Hydraulic line		Return piping to hydraulic oil tank
	Electric predisposition		Platform predisposition		Tyre handler, cylinder handler predisposition



GEHL®

Siège Social
P.O. Box 179 - One Gehl Way - West Bend, WI, USA 53095
Tel: (262) 334-9461 - Fax: (262) 338-7517
www.gehl.com



This brochure describes versions and configuration options for Gehl products which may be fitted with different equipment. The equipment described in this brochure may be standard, optional or not available depending on version. Gehl reserves the right to change the specifications shown and described at any time and without prior warning. The manufacturer is not liable for the specifications given. For more information, contact your Gehl dealer. Non-contractual document. Product descriptions may differ from actual products. List of specifications is not comprehensive. The logos and visual identity of the company are the property of Gehl and may not be used without authorization. All rights reserved. The photos and diagrams contained in this brochure are provided for information only.

MANITOU EQUIPMENT AMERICAS, LLC - Limited company with board of directors - Share capital: 39,668,399 euros - 857 802 508 RCS West Bend