

Technical sheet :

PALLET FORKS CARRIAGE (COMPACT MACHINES)



Technical characteristics







- Wide carriage with backrest for more stability during travel.
- Standardized FEM forks, side slidable.

Customer benefits

- A universal attachment for pallet handling.

Capacities		CAT 915 / 800	CAT 920 / 1000	CAT 920 / 1100	CAT 920 / 1200	CAT 1200 / 1200	CAT 1210 / 1200 (b)	CAT 1220 / 1000 (a)	CAT 1220 / 1100 (a)	CAT 1220 / 1200 (a)
Capacity (kg)		800	1000	1100	1200	1200	1200	1000	1100	1200
Weight and dimensions										
Overall height (mm)	h17	893	893	893	893	888	890	890	890	890
Forks section X Forks length (mm)	s	35.10 X 800	1000	1100	1200	1200	1200	1000	1100	1200
Width (mm)		915	915	915	915	1212	1212	1212	1212	1212
Depth (mm)	p5	1260	1160	1260	1360	1488	1350	1318	1318	1318
Working Parameters										
Required machine equipment		✗	✗	✗	✗	✗	✗	✗	✗	✗

Machines compatibility	CAT 915 / 800	CAT 920 / 1000	CAT 920 / 1100	CAT 920 / 1200	CAT 1200 / 1200	CAT 1210 / 1200 (b)	CAT 1220 / 1000 (a)	CAT 1220 / 1100 (a)	CAT 1220 / 1200 (a)
All-Tach® Narrow	-	52807868	52807867	52799512	-	-	-	-	-
All-Tach®	-	N004019	-	-	-	52799516	-	-	-
4 point Carriage	-	52813313	52796388	52799521	-	52799513	-	-	-
Euro Carriage	-	52807866	52799511	-	-	52799514	-	-	-
1050R	-	-	-	-	-	-	X	-	-
1050RT	-	-	-	-	-	-	X	-	-
1350R NXT2	-	-	-	-	-	-	X	-	-
1650R	-	-	-	-	-	-	-	X	X
1650RT	-	-	-	-	-	-	-	X	X
1950RT	-	-	-	-	-	-	-	X	X
1950RT	-	-	-	-	-	-	-	X	X
1950RT	-	-	-	-	-	-	-	X	X
1950RT	-	-	-	-	-	-	-	X	X
3300V NXT2	-	-	-	-	-	-	-	X	X
AL230	-	X	X	-	-	-	-	-	-
AL320	-	X	X	-	-	-	-	-	-
AL330	-	X	X	-	-	-	-	-	-
AL420	-	X	X	X	-	X	-	-	-
AL430	-	X	X	X	-	X	-	-	-
AL530	-	-	-	-	-	X	-	-	-
AL650	-	-	-	-	X	-	-	-	-
MLA 2-25 H	-	X	X	-	-	-	-	-	-
MLA 3-25 H	-	X	X	-	-	-	-	-	-
MLA 3-25 H-C	-	X	X	-	-	-	-	-	-
MLA 4-50 H	-	X	X	X	-	X	-	-	-
MLA 4-50 H-C	-	X	X	X	-	X	-	-	-
MLA 5-50 H	-	-	-	-	-	X	-	-	-
MLA 6-65 H-Z	-	-	-	-	X	-	-	-	-
R165	-	-	-	-	-	-	-	X	X
RT105	-	-	-	-	-	-	X	-	-
RT165	-	-	-	-	-	-	-	X	X
RT195 - NEW	-	-	-	-	-	-	-	X	X
RT195 - NEW	-	-	-	-	-	-	-	X	X
RT195 - NEW	-	-	-	-	-	-	-	X	X
V330 GEN:2	-	-	-	-	-	-	-	X	X
V330 GEN:2	-	-	-	-	-	-	-	X	X
2700V NXT2 OLD	-	-	-	-	-	-	-	X	X
4200V OLD	-	-	-	-	-	-	-	X	X
AL140 OLD	-	X	X	-	-	-	-	-	-
AL340 OLD	-	-	X	X	-	-	-	-	-
AL440 OLD	-	-	-	-	-	X	-	-	-
AL750 OLD	-	-	-	-	X	-	-	-	-
MLA 1-25 H OLD	-	X	X	-	-	-	-	-	-
MLA 3-35 H OLD	-	-	X	X	-	-	-	-	-
MLA 4-50 H OLD	-	X	-	-	-	X	-	-	-

TABLE SYMBOL					
	No predisposition required		Hydraulic line		Return piping to hydraulic oil tank
	Electric predisposition		Platform predisposition		Tyre handler, cylinder handler predisposition



Head Office

B.P. 249 - 430 rue de l'Aubinière

44150 Ancenis Cedex - France

Tel: +33 (0)2 40 09 10 11 - Fax: +33 (0)2 40 09 10 97

www.manitou.com



This publication provides a description of the configuration versions and options for Manitou products, which may differ for equipment. The equipment presented in this brochure may be part of a series, as an option, or it may not be available, depending on the versions. Manitou reserves the right, at any time and without notice, to amend the specifications described and represented. The specifications provided do not bind the manufacturer. For more details, please contact your Manitou agent. This is not a contractually binding document. The presentation of the products is not contractually binding. List of specifications non-exhaustive. The logos as well as the visual identity of the company are owned by Manitou and cannot be used without authorisation. All rights reserved. The photos and diagrams contained in this brochure are only provided for consultation and information purposes.

MANITOU BF SA - Limited company with board of directors - Share capital: 39,668,399 euros - 857 802 508 RCS Nantes