

PALLET FORKS CARRIAGE (COMPACT MACHINES)

ON FORK HANDLING SOLUTIONS



GEHL®

Customer benefits

- A universal attachment for pallet handling.







Technical characteristics

- Wide carriage with backrest for more stability during travel.
- Standardized FEM forks, side slidable.

 **ATTACHMENTS**

Capacities		CAT 915 / 800	CAT 920 / 1000	CAT 920 / 1100	CAT 920 / 1200	CAT 1200 / 1200	CAT 1210 / 1200 (b)	CAT 1220 / 1000 (a)	CAT 1220 / 1100 (a)	CAT 1220 / 1200 (a)
Capacity (kg)		800	1000	1100	1200	1200	1200	1000	1100	1200
Weight and dimensions										
Overall height (mm)	h17	893	893	893	893	888	890	890	890	890
Forks section X Forks length (mm)	s	35.10 X 800	1000	1100	1200	1200	1200	1000	1100	1200
Width (mm)		915	915	915	915	1212	1212	1212	1212	1212
Depth (mm)	p5	1260	1160	1260	1360	1488	1350	1318	1318	1318
Working Parameters										
Machine Equipment		×	×	×	×	×	×	×	×	×

Compatibilité machine	CAT 915 / 800	CAT 920 / 1000	CAT 920 / 1100	CAT 920 / 1200	CAT 1200 / 1200	CAT 1210 / 1200 (b)	CAT 1220 / 1000 (a)	CAT 1220 / 1100 (a)	CAT 1220 / 1200 (a)
All-Tach® Narrow	-	52807868	52807867	52799512	-	-	-	-	-
All-Tach®	-	N004019	-	-	-	52799516	-	-	-
4 point Carriage	-	52813313	52796388	52799521	-	52799513	-	-	-
Euro Carriage	-	52807866	52799511	-	-	52799514	-	-	-
1050R	-	-	-	-	-	-	X	-	-
1050RT	-	-	-	-	-	-	X	-	-
1350R NXT2	-	-	-	-	-	-	X	-	-
1650R	-	-	-	-	-	-	-	X	X
1650RT	-	-	-	-	-	-	-	X	X
1950RT	-	-	-	-	-	-	-	X	X
1950RT	-	-	-	-	-	-	-	X	X
1950RT	-	-	-	-	-	-	-	X	X
1950RT	-	-	-	-	-	-	-	X	X
2700V NXT2	-	-	-	-	-	-	-	X	X
3300V NXT2	-	-	-	-	-	-	-	X	X
4200V	-	-	-	-	-	-	-	X	X
AL230	-	X	X	-	-	-	-	-	-
AL320	-	X	X	-	-	-	-	-	-
AL330	-	X	X	-	-	-	-	-	-
AL420	-	X	X	X	-	X	-	-	-
AL430	-	X	X	X	-	X	-	-	-
AL530	-	-	-	-	-	X	-	-	-
AL650	-	-	-	-	X	-	-	-	-
AL750	-	-	-	-	X	-	-	-	-
MLA 2-25 H	-	X	X	-	-	-	-	-	-
MLA 3-25 H	-	X	X	-	-	-	-	-	-
MLA 3-25 H-C	-	X	X	-	-	-	-	-	-
MLA 4-50 H	-	X	X	X	-	X	-	-	-
MLA 4-50 H-C	-	X	X	X	-	X	-	-	-
MLA 5-50 H	-	-	-	-	-	X	-	-	-
MLA 6-65 H-Z	-	-	-	-	X	-	-	-	-
R165	-	-	-	-	-	-	-	X	X
RT105	-	-	-	-	-	-	X	-	-
RT165	-	-	-	-	-	-	-	X	X
RT195 - NEW	-	-	-	-	-	-	-	X	X
RT195 - NEW	-	-	-	-	-	-	-	X	X
RT195 - NEW	-	-	-	-	-	-	-	X	X
V330 GEN:2	-	-	-	-	-	-	-	X	X
V330 GEN:2	-	-	-	-	-	-	-	X	X
AL140 OLD	-	X	X	-	-	-	-	-	-
AL340 OLD	-	-	X	X	-	-	-	-	-
AL440 OLD	-	-	-	-	-	X	-	-	-
MLA 1-25 H OLD	-	X	X	-	-	-	-	-	-
MLA 3-35 H OLD	-	-	X	X	-	-	-	-	-
MLA 4-50 H OLD	-	X	-	-	-	X	-	-	-

TABLEAU DES SYMBOLES					
	Aucune prédisposition requise		Ligne hydraulique en tête de flèche		Retour hydraulique au réservoir
	Prédisposition électrique		Prédisposition nacelle		Prédisposition pinces à pneus, pinces à vérins



GEHL®

Siège Social
P.O. Box 179 - One Gehl Way - West Bend, WI, USA 53095
Tel: (262) 334-9461 - Fax: (262) 338-7517
www.gehl.com



This brochure describes versions and configuration options for Gehl products which may be fitted with different equipment. The equipment described in this brochure may be standard, optional or not available depending on version. Gehl reserves the right to change the specifications shown and described at any time and without prior warning. The manufacturer is not liable for the specifications given. For more information, contact your Gehl dealer. Non-contractual document. Product descriptions may differ from actual products. List of specifications is not comprehensive. The logos and visual identity of the company are the property of Gehl and may not be used without authorization. All rights reserved. The photos and diagrams contained in this brochure are provided for information only.

MANITOU EQUIPMENT AMERICAS, LLC - Limited company with board of directors - Share capital: 39,668,399 euros - 857 802 508 RCS West Bend