


POT CLAMP (COMPACT MACHINES)

CLAMPS



GEHL®


Customer benefits

- Makes the handling of pots and plants easy and efficient.
- Efficiently replaces forks, jibs or human strength.







Technical characteristics


- Articulated handles for a smooth pot clamping.
- Adjustable pressure limiter to prevent from damaging fragile pots (terracotta).

MANITOU GROUP ATTACHMENTS

| Technical characteristics | | CLP 1000 / 800 |
|--|-----|---|
| Distance to center of gravity (mm) | | 350 |
| Capacities | | |
| Capacity (kg) | | 800 |
| Weight | | |
| Overall weight (kg) | | 109 |
| Weight and dimensions | | |
| Overall height (mm) | h17 | 507 |
| Overall length (mm) | l1 | 1106 |
| Width (mm) | | 686 |
| Diameter minimum / Diameter maximum (mm) | | 400 / 1050 |
| Working Parameters | | |
| Machine Equipment | |  |
| Opening minimum (mm) | | 400 |
| Opening maximum (mm) | | 1000 |

| Machines compatibility | | CLP 1000 / 800 |
|------------------------|--|----------------|
| All-Tach® Narrow | | N51502717 |
| All-Tach® | | N51502716 |
| 4 point Carriage | | 52742066 |
| Euro Carriage | | 52742067 |
| AL230 | | X |
| AL320 | | X |
| AL330 | | X |
| AL420 | | X |
| AL430 | | X |
| AL530 | | X |
| AL650 | | X |
| AL750 | | X |
| GCT 3-14 | | X |
| GCT 3-14 + | | X |
| MLA 2-25 H | | X |
| MLA 3-25 H | | X |
| MLA 3-25 H-C | | X |
| MLA 4-50 H | | X |
| MLA 4-50 H-C | | X |
| MLA 5-50 H | | X |
| MLA 6-65 H-Z | | X |
| ULM 412 H | | X |
| ULM 412 H | | X |
| ULM 415 H | | X |
| ULM 415 H | | X |
| MLA 1-25 H OLD | | X |
| MLA 3-35 H OLD | | X |
| MLA 4-50 H OLD | | X |

| TABLE SYMBOL | | | | | |
|---|----------------------------|---|-------------------------|---|---|
|  | No predisposition required |  | Hydraulic line |  | Return piping to hydraulic oil tank |
|  | Electric predisposition |  | Platform predisposition |  | Tyre handler, cylinder handler predisposition |



GEHL®

Siège Social

P.O. Box 179 - One Gehl Way - West Bend, WI, USA 53095

Tel: (262) 334-9461 - Fax: (262) 338-7517

www.gehl.com



This brochure describes versions and configuration options for Gehl products which may be fitted with different equipment. The equipment described in this brochure may be standard, optional or not available depending on version. Gehl reserves the right to change the specifications shown and described at any time and without prior warning. The manufacturer is not liable for the specifications given. For more information, contact your Gehl dealer. Non-contractual document. Product descriptions may differ from actual products. List of specifications is not comprehensive. The logos and visual identity of the company are the property of Gehl and may not be used without authorization. All rights reserved. The photos and diagrams contained in this brochure are provided for information only.

MANITOU EQUIPMENT AMERICAS, LLC - Limited company with board of directors - Share capital: 39,668,399 euros - 857 802 508 RCS West Bend