

Technical sheet :

POT CLAMP (COMPACT MACHINES)




Technical characteristics







- Articulated handles for a smooth pot clamping.
- Adjustable pressure limiter to prevent from damaging fragile pots (terracotta).

Customer benefits

- Makes the handling of pots and plants easy and efficient.
- Efficiently replaces forks, jibs or human strength.

| Technical characteristics | | CLP 1000 / 800 |
|--|-----|---|
| Distance to center of gravity (mm) | | 350 |
| Capacities | | |
| Capacity (kg) | | 800 |
| Weight | | |
| Overall weight (kg) | | 109 |
| Weight and dimensions | | |
| Overall height (mm) | h17 | 507 |
| Overall length (mm) | l1 | 1106 |
| Width (mm) | | 686 |
| Minimum diameter / Maximum diameter (mm) | | 400 / 1050 |
| Working Parameters | | |
| Required machine equipment | |  |
| Minimum opening (mm) | | 400 |
| Maximum opening (mm) | | 1000 |

| Machines compatibility | | CLP 1000 / 800 |
|--|--|----------------|
| All-Tach® Narrow | | N51502717 |
| All-Tach® | | N51502716 |
| 4 point Carriage | | 52742066 |
| Euro Carriage | | 52742067 |
| AL230 | | X |
| AL320 | | X |
| AL330 | | X |
| AL420 | | X |
| AL430 | | X |
| AL530 | | X |
| AL650 | | X |
| AL750 | | X |
| MLA 2-25 H | | X |
| MLA 3-25 H | | X |
| MLA 3-25 H-C | | X |
| MLA 4-50 H | | X |
| MLA 4-50 H-C | | X |
| MLA 5-50 H | | X |
| MLA 6-65 H-Z | | X |
| ULM 412 H | | X |
| ULM 415 H | | X |
| MLA 1-25 H OLD | | X |
| MLA 3-35 H OLD | | X |
| MLA 4-50 H OLD | | X |

| TABLE SYMBOL | | | | | |
|---|----------------------------|---|-------------------------|---|---|
|  | No predisposition required |  | Hydraulic line |  | Return piping to hydraulic oil tank |
|  | Electric predisposition |  | Platform predisposition |  | Tyre handler, cylinder handler predisposition |



Head Office

B.P. 249 - 430 rue de l'Aubinière
44150 Ancenis Cedex - France

Tel: +33 (0)2 40 09 10 11 - Fax: +33 (0)2 40 09 10 97

www.manitou.com



This publication provides a description of the configuration versions and options for Manitou products, which may differ for equipment. The equipment presented in this brochure may be part of a series, as an option, or it may not be available, depending on the versions. Manitou reserves the right, at any time and without notice, to amend the specifications described and represented. The specifications provided do not bind the manufacturer. For more details, please contact your Manitou agent. This is not a contractually binding document. The presentation of the products is not contractually binding. List of specifications non-exhaustive. The logos as well as the visual identity of the company are owned by Manitou and cannot be used without authorisation. All rights reserved. The photos and diagrams contained in this brochure are only provided for consultation and information purposes.

MANITOU BF SA - Limited company with board of directors - Share capital: 39,668,399 euros - 857 802 508 RCS Nantes