

Technical sheet :

PUSH BROOM



Technical characteristics

- Made up of 8 rows of polypropylene brushes.
- Side wheels for wall-flush sweeping.
- Internal fork pocket dimension (width x height): 180 x 80 mm / 7 x 3 in.
- *Optional: additional rows of brushes can be added (up to 12 rows).*
- *Optional: in winter, you can add a blade to push the snow away.*







Customer benefits

- Can clean the floor in one go, on uneven surfaces without generating dust.
- Can be fitted on all types of machine (fork mounted attachment).
- No machine predisposition required.
- Dense and rigid brushes.
- Galvanized structure to last over time.

| Weight | | SCP 2500 |
|----------------------------|-----|---------------|
| Overall weight (kg) | | 215 |
| Weight and dimensions | | |
| Overall height (mm) | h17 | 490 |
| Overall length (mm) | l1 | 1040 |
| Width (mm) | | 2490 |
| Working Parameters | | |
| Required machine equipment | | ✕ |
| Brush type | | Polypropylene |
| Number of brush segment | | 8 |
| Other Data for Attachments | | |
| Connection system | | Fork mounted |

| Machines compatibility | | SCP 2500 |
|--------------------------------|--|----------|
| Reference number | | 52804221 |
| ALT950 | | X |
| MLA-T 533-145 V+ - ST5 | | X |
| MLT 635-130 PS+ (S1) | | X |
| MLT 635-130 PS+ (S2) | | X |
| MLT 635-140 V+ (S1) | | X |
| MLT 635-140 V+ (S2) | | X |
| MLT 733-115 | | X |
| MLT 733-115 (S2) | | X |
| MLT 733-115 LSU (S1) | | X |
| MLT 737-130 PS+ (S1) | | X |
| MLT 738-130 PS+ (S1) | | X |
| MLT 741-130 PS+ (S1) | | X |
| MLT 741-140 V+ (S1) | | X |
| MLT 742-130 PS+ (S1) | | X |
| MLT 742-140 V+ (S1) | | X |
| MLT 841-145 PS+ | | X |
| MLT 937-115 (S1) | | X |
| MLT 940-140 V+ (S1) | | X |
| MLT 940-140 V+ (S2) | | X |
| MLT 1041-145 PS+L | | X |
| MLFX 732 | | X |
| MLFX 735 T LSU | | X |
| MLFX 735 T LSU (70 KW) | | X |
| MLFX 741 T LSU | | X |
| MLFX 841 - 145 PS+ | | X |
| MT 735 75D ST5 | | X |
| MT 935 75D ST5 | | X |
| MT 1135 75 D | | X |
| MT 1135 | | X |
| MT 1135 H 100D | | X |
| MT 1335 75D ST5 | | X |
| MT 1335 100D ST5 | | X |
| MT 1335 H 75D ST5 | | X |
| MT 1335 H 100D ST5 | | X |
| MT 1335 HA 75D ST5 | | X |
| MT 1335 HA 100D ST5 | | X |
| MT 1440 | | X |
| MT 1440 e | | X |
| MT 1440 easy ST5 | | X |
| MT 1440 ST5 | | X |
| MT 1840 | | X |
| MT 1840 e | | X |
| MT 1840 easy ST5 | | X |
| MT 1840 ST5 | | X |
| MTFX 1440 | | X |
| MTFX 1840 | | X |
| MLT 635-130 PS+ ST4 OLD | | X |
| MLT 635-140 V+ ST4 OLD | | X |
| MLT 733-115 LSU ST4 OLD | | X |
| MLT 733-115 ST4 OLD | | X |
| MLT 737-130 PS+ ST4 OLD | | X |
| MLT 741-140 V+ ST4 OLD | | X |
| MLT 940-140 V+ ST4 OLD | | X |
| MLFX 741-140 V+ OLD | | X |
| MLFX 741-140 V+ S1 OLD | | X |
| MLFX 1035 LT LSU OLD | | X |
| MT 733 Easy OLD | | X |
| MT 933 Easy OLD | | X |
| MT 1033 easy OLD | | X |
| MT 1135 easy ST5 OLD | | X |
| MT 1135 H easy ST5 OLD | | X |
| MT 1135 HA Easy ST5 OLD | | X |
| MT 1135 ST5 OLD | | X |
| MT 1335 OLD | | X |
| MT 1335 easy ST5 OLD | | X |

| Machines compatibility | SCP 2500 |
|--------------------------------|----------|
| MT 1335 H easy ST5 OLD | X |
| MT 1335 HA easy ST5 OLD | X |
| MT 1335 ST5 OLD | X |
| MT 1440 A ST4 OLD | X |
| MT 1440 A ST5 OLD | X |
| MT 1440 HA ST4 OLD | X |
| MT 1440 HA ST5 OLD | X |
| MT 1840 A ST5 S1 OLD | X |
| MT 1840 A STG4 OLD | X |
| MT 1840 HA ST4 OLD | X |
| MT 1840 HA ST5 S1 OLD | X |
| MT-X 733 OLD | X |
| MT-X 1033 OLD | X |
| MT-X 1440 A OLD | X |
| MT-X 1840 A OLD | X |

| TABLE SYMBOL | | | | | |
|---|----------------------------|---|-------------------------|---|---|
|  | No predisposition required |  | Hydraulic line |  | Return piping to hydraulic oil tank |
|  | Electric predisposition |  | Platform predisposition |  | Tyre handler, cylinder handler predisposition |



Head Office

B.P. 249 - 430 rue de l'Aubinière
44150 Ancenis Cedex - France

Tel: +33 (0)2 40 09 10 11 - Fax: +33 (0)2 40 09 10 97

www.manitou.com



This publication provides a description of the configuration versions and options for Manitou products, which may differ for equipment. The equipment presented in this brochure may be part of a series, as an option, or it may not be available, depending on the versions. Manitou reserves the right, at any time and without notice, to amend the specifications described and represented. The specifications provided do not bind the manufacturer. For more details, please contact your Manitou agent. This is not a contractually binding document. The presentation of the products is not contractually binding. List of specifications non-exhaustive. The logos as well as the visual identity of the company are owned by Manitou and cannot be used without authorisation. All rights reserved. The photos and diagrams contained in this brochure are only provided for consultation and information purposes.

MANITOU BF SA - Limited company with board of directors - Share capital: 39,668,399 euros - 857 802 508 RCS Nantes