

Technical sheet :

# **PUSH BROOM**



## **Technical characteristics**

- Made up of 8 rows of polypropylene brushes.
- Side wheels for wall-flush sweeping.
- Internal fork pocket dimension (width x height): 180 x 80 mm / 7 x 3 in.
- *Optional: additional rows of brushes can be added (up to 12 rows).*
- *Optional: in winter, you can add a blade to push the snow away.*







## **Customer benefits**

- Can clean the floor in one go, on uneven surfaces without generating dust.
- Can be fitted on all types of machine (fork mounted attachment).
- No machine predisposition required.
- Dense and rigid brushes.
- Galvanized structure to last over time.

| Weight                     |     | SCPБ 1500     | SCPБ 2000     | SCPБ 2500     |
|----------------------------|-----|---------------|---------------|---------------|
| Overall weight (kg)        |     | 175           | 195           | 215           |
| Weight and dimensions      |     |               |               |               |
| Overall height (mm)        | h17 | 490           | 490           | 490           |
| Overall length (mm)        | l1  | 1040          | 1040          | 1040          |
| Width (mm)                 |     | 1490          | 1910          | 2490          |
| Working Parameters         |     |               |               |               |
| Required machine equipment |     | ✗             | ✗             | ✗             |
| Brush type                 |     | Polypropylene | Polypropylene | Polypropylene |
| Number of brush segment    |     | 8             | 8             | 8             |
| Other Data for Attachments |     |               |               |               |
| Connection system          |     | Fork mounted  | Fork mounted  | Fork mounted  |

| Machines compatibility | SCPБ 1500 | SCPБ 2000 | SCPБ 2500 |
|------------------------|-----------|-----------|-----------|
| Reference number       | 52837204  | 52869491  | 52804221  |
| ALT950                 | -         | -         | X         |
| MLA-T 533-145 V+ - ST5 | -         | -         | X         |
| MLT 625-75 H           | -         | X         | -         |
| MLT 625 e              | -         | X         | -         |
| MLT 630-115 (S1)       | -         | X         | -         |
| MLT 630-115 (S2)       | -         | X         | -         |
| MLT 630-115 V (S1)     | -         | X         | -         |
| MLT 630-115 V (S2)     | -         | X         | -         |
| MLT 630-115 V CP (S1)  | -         | X         | -         |
| MLT 630-115 V CP (S2)  | -         | X         | -         |
| MLT 635-130 PS+ (S1)   | -         | -         | X         |
| MLT 635-130 PS+ (S2)   | -         | -         | X         |
| MLT 635-140 V+ (S1)    | -         | -         | X         |
| MLT 635-140 V+ (S2)    | -         | -         | X         |
| MLT 730-115 V (S1)     | -         | X         | -         |
| MLT 730-115 V (S2)     | -         | X         | -         |
| MLT 730-115 V CP (S1)  | -         | X         | -         |
| MLT 730-115 V CP (S2)  | -         | X         | -         |
| MLT 733-115            | -         | -         | X         |
| MLT 733-115 (S2)       | -         | -         | X         |
| MLT 733-115 LSU (S1)   | -         | -         | X         |
| MLT 737-130 PS+ (S1)   | -         | -         | X         |
| MLT 738-130 PS+ (S1)   | -         | -         | X         |
| MLT 741-130 PS+ (S1)   | -         | -         | X         |
| MLT 741-140 V+ (S1)    | -         | -         | X         |
| MLT 742-130 PS+ (S1)   | -         | -         | X         |
| MLT 742-140 V+ (S1)    | -         | -         | X         |
| MLT 841-145 PS+        | -         | -         | X         |
| MLT 937-115 (S1)       | -         | -         | X         |
| MLT 940-140 V+ (S1)    | -         | -         | X         |
| MLT 940-140 V+ (S2)    | -         | -         | X         |
| MLT 1041-145 PS+L      | -         | -         | X         |
| MLFX 625-75 H          | -         | X         | -         |
| MLFX 732               | -         | -         | X         |
| MLFX 735 T LSU         | -         | -         | X         |
| MLFX 735 T LSU (70 KW) | -         | -         | X         |
| MLFX 741 T LSU         | -         | -         | X         |
| MLFX 841 - 145 PS+     | -         | -         | X         |
| MLFX 1035 LT LSU       | -         | -         | X         |
| MT 625 e               | -         | X         | -         |
| MT 625 H               | -         | X         | -         |
| MT 625 H Comfort       | -         | X         | -         |
| MT 730 H               | -         | X         | -         |
| MT 735 75D ST5         | -         | -         | X         |
| MT 930 H               | -         | X         | -         |
| MT 935 75D ST5         | -         | -         | X         |
| MT 1135 75 D           | -         | -         | X         |
| MT 1135                | -         | -         | X         |
| MT 1135 H 100D         | -         | -         | X         |
| MT 1335 75D ST5        | -         | -         | X         |
| MT 1335 100D ST5       | -         | -         | X         |
| MT 1335 H 75D ST5      | -         | -         | X         |
| MT 1335 H 100D ST5     | -         | -         | X         |
| MT 1335 HA 75D ST5     | -         | -         | X         |
| MT 1335 HA 100D ST5    | -         | -         | X         |
| MT 1440                | -         | -         | X         |
| MT 1440 e              | -         | -         | X         |
| MT 1440 easy ST5       | -         | -         | X         |
| MT 1440 ST5            | -         | -         | X         |
| MT 1840                | -         | -         | X         |
| MT 1840 e              | -         | -         | X         |
| MT 1840 easy ST5       | -         | -         | X         |
| MT 1840 ST5            | -         | -         | X         |
| MT-X 625 H             | -         | X         | -         |
| MT-X 625 H Comfort     | -         | X         | -         |

| Machines compatibility          | SCP8 1500 | SCP8 2000 | SCP8 2500 |
|---------------------------------|-----------|-----------|-----------|
| MTX 625 HA Comfort              | -         | X         | -         |
| MTX 1440                        | -         | -         | X         |
| MTX 1840                        | -         | -         | X         |
| MLT 630-105 ST4 <b>OLD</b>      | -         | X         | -         |
| MLT 630-105 V CP ST4 <b>OLD</b> | -         | X         | -         |
| MLT 630-105 V ST4 <b>OLD</b>    | -         | X         | -         |
| MLT 635-130 PS+ ST4 <b>OLD</b>  | -         | -         | X         |
| MLT 635-140 V+ ST4 <b>OLD</b>   | -         | -         | X         |
| MLT 730-115 V CP ST4 <b>OLD</b> | -         | X         | -         |
| MLT 730-115 V ST4 <b>OLD</b>    | -         | X         | -         |
| MLT 733-115 LSU ST4 <b>OLD</b>  | -         | -         | X         |
| MLT 733-115 ST4 <b>OLD</b>      | -         | -         | X         |
| MLT 737-130 PS+ ST4 <b>OLD</b>  | -         | -         | X         |
| MLT 741-140 V+ ST4 <b>OLD</b>   | -         | -         | X         |
| MLT 940-140 V+ ST4 <b>OLD</b>   | -         | -         | X         |
| MLTX 741-140 V+ <b>OLD</b>      | -         | -         | X         |
| MLTX 741-140 V+ S1 <b>OLD</b>   | -         | -         | X         |
| MT 625 HA <b>OLD</b>            | -         | X         | -         |
| MT 733 Easy <b>OLD</b>          | -         | -         | X         |
| MT 930 HA <b>OLD</b>            | -         | X         | -         |
| MT 933 Easy <b>OLD</b>          | -         | -         | X         |
| MT 1033 easy <b>OLD</b>         | -         | -         | X         |
| MT 1135 easy ST5 <b>OLD</b>     | -         | -         | X         |
| MT 1135 H easy ST5 <b>OLD</b>   | -         | -         | X         |
| MT 1135 HA Easy ST5 <b>OLD</b>  | -         | -         | X         |
| MT 1135 ST5 <b>OLD</b>          | -         | -         | X         |
| MT 1335 <b>OLD</b>              | -         | -         | X         |
| MT 1335 easy ST5 <b>OLD</b>     | -         | -         | X         |
| MT 1335 H easy ST5 <b>OLD</b>   | -         | -         | X         |
| MT 1335 HA easy ST5 <b>OLD</b>  | -         | -         | X         |
| MT 1335 ST5 <b>OLD</b>          | -         | -         | X         |
| MT 1440 A ST4 <b>OLD</b>        | -         | -         | X         |
| MT 1440 A ST5 <b>OLD</b>        | -         | -         | X         |
| MT 1440 HA ST4 <b>OLD</b>       | -         | -         | X         |
| MT 1440 HA ST5 <b>OLD</b>       | -         | -         | X         |
| MT 1840 A ST5 S1 <b>OLD</b>     | -         | -         | X         |
| MT 1840 A STG4 <b>OLD</b>       | -         | -         | X         |
| MT 1840 HA ST4 <b>OLD</b>       | -         | -         | X         |
| MT 1840 HA ST5 S1 <b>OLD</b>    | -         | -         | X         |
| MTX 733 <b>OLD</b>              | -         | -         | X         |
| MTX 1033 <b>OLD</b>             | -         | -         | X         |
| MTX 1440 A <b>OLD</b>           | -         | -         | X         |
| MTX 1840 A <b>OLD</b>           | -         | -         | X         |

| TABLE SYMBOL  |                            |   |                         |   |   |
|---|----------------------------|---|-------------------------|---|---|
|  | No predisposition required |  | Hydraulic line          |  | Return piping to hydraulic oil tank           |
|  | Electric predisposition    |  | Platform predisposition |  | Tyre handler, cylinder handler predisposition |



**Head Office**

B.P. 249 - 430 rue de l'Aubinière  
44150 Ancenis Cedex - France

Tel: +33 (0)2 40 09 10 11 - Fax: +33 (0)2 40 09 10 97

[www.manitou.com](http://www.manitou.com)



This publication provides a description of the configuration versions and options for Manitou products, which may differ for equipment. The equipment presented in this brochure may be part of a series, as an option, or it may not be available, depending on the versions. Manitou reserves the right, at any time and without notice, to amend the specifications described and represented. The specifications provided do not bind the manufacturer. For more details, please contact your Manitou agent. This is not a contractually binding document. The presentation of the products is not contractually binding. List of specifications non-exhaustive. The logos as well as the visual identity of the company are owned by Manitou and cannot be used without authorisation. All rights reserved. The photos and diagrams contained in this brochure are only provided for consultation and information purposes.

MANITOU BF SA - Limited company with board of directors - Share capital: 39,668,399 euros - 857 802 508 RCS Nantes