

Technical sheet :

R-EVOLUTION TILTING FORK CARRIAGE




Customer benefits

- Easy handling of long loads in narrow spaces.
- Space saving: better pallet management= less storage space used.
- Reduce machine movements & maneuvers = Fuel consumption savings.
- Safety: constant monitoring of the load's weight, angle & position ; adaptive overload control according to the load's position; no forward tilting if rotation > 120° and boom lifted over 3 m / 10 ft high.
- Cost saving: limits machine movements & maneuvers = lower fuel consumption.
- Space saving: better pallet management= less storage space used.







Technical characteristics

- Major increase of your MRT's functionality thanks to a continuous 360° fork rotation.
- 2 capacities: Up to 5000 kg / 11025 lb frontal (+/- 15°) and up to 2500 kg / 5513 lb rotated.
- Note: road circulation kit mandatory in Germany and Italy on MRT Vision+. Contact your dealer.

[The 3D picture at the top of this page is the reference CAT 1200 / 5000 R B - 52629990].

Technical characteristics		CAT 1200 / 5000 R B	
Distance to center of gravity (mm)			263
Max. capacity in front (15°/15°) (kg)			5000
Max Capacity in Rotation (360°) (kg)			2500
Weight			
Overall weight (kg)			680
Weight and dimensions			
Overall height (mm)	h17		1130
Overall length (mm)	l1		2208
Width (mm)			1420
Working Parameters			
Required machine equipment			
Rotation 1 (°)			360
Minimum forks spread (mm)	b5		315
Maximum forks spread (mm)	b5		1225
Available fork dimensions			
125 x 50 x 1200			52629990

Machines compatibility		CAT 1200 / 5000 R B	
Reference number E-RECO			52629990
MRT 2260			X
MRT 2260 e			X
MRT 2570			X
MRT 2660			X
MRT 2660 e			X
MRT 3060			X
MRT 3570			X
MRT 3570 ES			X
MRT-X 2260			X
MRT-X 2570			X
MRT-X 2660			X
MRT-X 3060			X
MRT-X 3570			X
MRT-X 3570 ES			X

TABLE SYMBOL					
	No predisposition required		Hydraulic line		Return piping to hydraulic oil tank
	Electric predisposition		Platform predisposition		Tyre handler, cylinder handler predisposition



Head Office

B.P. 249 - 430 rue de l'Aubinière

44150 Ancenis Cedex - France

Tel: +33 (0)2 40 09 10 11 - Fax: +33 (0)2 40 09 10 97

www.manitou.com



This publication provides a description of the configuration versions and options for Manitou products, which may differ for equipment. The equipment presented in this brochure may be part of a series, as an option, or it may not be available, depending on the versions. Manitou reserves the right, at any time and without notice, to amend the specifications described and represented. The specifications provided do not bind the manufacturer. For more details, please contact your Manitou agent. This is not a contractually binding document. The presentation of the products is not contractually binding. List of specifications non-exhaustive. The logos as well as the visual identity of the company are owned by Manitou and cannot be used without authorisation. All rights reserved. The photos and diagrams contained in this brochure are only provided for consultation and information purposes.

MANITOU BF SA - Limited company with board of directors - Share capital: 39,668,399 euros - 857 802 508 RCS Nantes