

Technical sheet :

# R-EVOLUTION TILTING FORK CARRIAGE

---





## Technical characteristics

- Major increase of your MRT's functionality thanks to a continuous 360° fork rotation.
- 2 capacities: Up to 5000 kg / 11025 lb frontal (+/- 15°) and up to 2500 kg / 5513 lb rotated.
- Note: road circulation kit mandatory in Germany and Italy on MRT Vision+. Contact your dealer.







[The 3D picture at the top of this page is the reference CAT 1200 / 5000 R B - 52629990].

## Customer benefits

- Easy handling of long loads in narrow spaces.
- Space saving: better pallet management= less storage space used.
- Reduce machine movements & maneuvers = Fuel consumption savings.
- Safety: constant monitoring of the load's weight, angle & position; adaptive overload control according to the load's position; no forward tilting if rotation > 120° and boom lifted over 3 m / 10 ft high.
- Cost saving: limits machine movements & maneuvers = lower fuel consumption.
- Space saving: better pallet management= less storage space used.

Technical characteristics		CAT 1200 / 5000 R B (a)	CAT 1200 / 5000 R B (b)
Distance to center of gravity (mm)		263	263
Max. capacity in front (15°/15°) (kg)		5000	4000
Max Capacity in Rotation (360°) (kg)		2500	1000
<b>Weight</b>			
Overall weight (kg)		680	680
<b>Weight and dimensions</b>			
Overall height (mm)	h17	1130	1130
Overall length (mm)	l1	2208	2208
Width (mm)		1420	1420
<b>Working Parameters</b>			
Required machine equipment			
Rotation 1 (°)		360	360
Minimum forks spread (mm)	b5	315	315
Maximum forks spread (mm)	b5	1225	1225
<b>Available fork dimensions</b>			
125 x 50 x 1200		52629990	52629990

Machines compatibility	CAT 1200 / 5000 R B (a)	CAT 1200 / 5000 R B (b)
Reference number E-RECO	52629990	52629990
MRT 1845 75	-	X
MRT 1845 115	-	X
MRT 2145 115	-	X
MRT 2260	X	-
MRT 2260 e	X	-
MRT 2545 115	-	X
MRT 2570	X	-
MRT 2660	X	-
MRT 2660 e	X	-
MRT 3060	X	-
MRT 3570	X	-
MRT 3570 ES	X	-
MRT-X 1845	-	X
MRT-X 2145	-	X
MRT-X 2260	X	-
MRT-X 2545	-	X
MRT-X 2570	X	-
MRT-X 2660	X	-
MRT-X 3060	X	-
MRT-X 3570	X	-
MRT-X 3570 ES	X	-

TABLE SYMBOL					
	No predisposition required		Hydraulic line		Return piping to hydraulic oil tank
	Electric predisposition		Platform predisposition		Tyre handler, cylinder handler predisposition



**Head Office**

B.P. 249 - 430 rue de l'Aubinière  
44150 Ancenis Cedex - France

Tel: +33 (0)2 40 09 10 11 - Fax: +33 (0)2 40 09 10 97

[www.manitou.com](http://www.manitou.com)



This publication provides a description of the configuration versions and options for Manitou products, which may differ for equipment. The equipment presented in this brochure may be part of a series, as an option, or it may not be available, depending on the versions. Manitou reserves the right, at any time and without notice, to amend the specifications described and represented. The specifications provided do not bind the manufacturer. For more details, please contact your Manitou agent. This is not a contractually binding document. The presentation of the products is not contractually binding. List of specifications non-exhaustive. The logos as well as the visual identity of the company are owned by Manitou and cannot be used without authorisation. All rights reserved. The photos and diagrams contained in this brochure are only provided for consultation and information purposes.

MANITOU BF SA - Limited company with board of directors - Share capital: 39,668,399 euros - 857 802 508 RCS Nantes