

SNOW BLADE (COMPACT MACHINES)

SNOW REMOVING SOLUTIONS



GEHL®

Customer benefits










- Efficient snow removal in one go.

Technical characteristics

- 30° hydraulic orientation, 2 cylinders.
- Strong construction with shock absorber & horizontal self leveling.

[The 3D picture at the top of this page is the reference BLS 1650 / 900 - N51502221].







 **ATTACHMENTS**

Weight		BLS 1500	BLS 1500 / 900 (b)	BLS 1650 / 900	BLS 1800	BLS 1800 / 900	BLS 2100 / 900 (a)	BLS 2100 / 900 (b)	BLS 2400 / 900 (a)	BLS 2700 / 900
Overall weight (kg)		220	220	250	280	280	350	350	410	450
Weight and dimensions										
Overall height (mm)	h17	700	700	700	700	700	700	700	800	800
Width (mm)		1500	1500	1650	1800	1800	2100	2100	2400	2700
Depth (mm)	p5	900	900	900	900	900	900	900	900	900
Working Parameters										
Machine Equipment										
Horizontal angle (°)		30	30.30	30.30	30.30	30.30	30.30	30.30	30.30	30.30
Working width - angled (mm)		1300	1300	1400	1550	1550	1818	1818	2078	2340
Miscellaneous										
Working hydraulic pressure for attachments (min) (bar)		-	-	180	-	-	-	-	-	-
Oil flow rate for attachments (min) (l/min)		-	-	80	-	-	-	-	-	-

Совместимость с машинами	BLS 1500	BLS 1500 / 900 (b)	BLS 1650 / 900	BLS 1800	BLS 1800 / 900	BLS 2100 / 900 (a)	BLS 2100 / 900 (b)	BLS 2400 / 900 (a)	BLS 2700 / 900
All-Tach® Narrow	N51502219	-	-	-	-	-	-	-	-
All-Tach®	-	N51502220	N51502221	N51502224	N51502224	N51502225	N51502226	N51502227	N51502220
4 point Carriage	N51502217	-	52741074	N51502222	-	-	-	-	-
Euro Carriage	N51502218	-	52741072	N51502223	-	-	-	-	-
1050R	-	X	X	-	-	-	-	-	-
1050RT	-	X	X	-	-	-	-	-	-
1350R NXT2	-	-	-	-	X	-	-	-	-
1350RT	-	-	-	X	-	-	-	-	-
1640 E	X	-	-	-	-	-	-	-	-
1650R	-	-	-	-	-	X	-	-	-
1650RT	-	-	-	-	-	X	-	-	-
1950RT	-	-	-	-	-	X	-	-	-
1950RT	-	-	-	-	-	X	-	-	-
1950RT	-	-	-	-	-	X	-	-	-
1950RT	-	-	-	-	-	X	-	-	-
2100V	-	-	-	X	-	X	-	-	-
2300V	-	-	-	-	-	X	-	-	-
2300VT	-	-	-	-	-	-	-	X	-
2750V	-	-	-	-	-	X	-	X	-
2750VT	-	-	-	-	-	-	-	X	-
3300V NXT2	-	-	-	-	-	-	-	X	-
4200V	-	-	-	-	-	-	-	-	X
AL230	X	-	-	-	-	-	-	-	-
AL320	X	-	-	-	-	-	-	-	-
AL330	X	-	-	-	-	-	-	-	-
AL420	X	-	-	X	-	-	-	-	-
AL430	X	-	-	X	-	-	-	-	-
AL530	-	-	-	X	-	-	-	-	-
GCT 3-14	-	-	X	-	-	-	-	-	-
GCT 3-14 +	-	-	X	-	-	-	-	-	-
MLA 2-25 H	X	-	-	-	-	-	-	-	-
MLA 3-25 H	X	-	-	-	-	-	-	-	-
MLA 3-25 H-C	X	-	-	-	-	-	-	-	-
MLA 4-50 H	X	-	-	X	-	-	-	-	-
MLA 4-50 H-C	X	-	-	X	-	-	-	-	-
MLA 5-50 H	-	-	-	X	-	-	-	-	-
R105	-	X	X	-	-	-	-	-	-
R165	-	-	-	-	-	X	-	-	-
RT105	-	X	X	-	-	-	-	-	-
RT135	-	-	-	X	-	-	-	-	-
RT165	-	-	-	-	-	X	-	-	-
RT195 - NEW	-	-	-	-	-	X	-	-	-
RT195 - NEW	-	-	-	-	-	X	-	-	-
RT195 - NEW	-	-	-	-	-	X	-	-	-
ULM 412 H	-	ULM 412 H	X	-	-	-	-	-	-
ULM 412 H	-	-	X	-	-	-	-	-	-
ULM 415 H	-	-	X	-	-	-	-	-	-
ULM 415 H	-	-	X	-	-	-	-	-	-
V210	-	-	-	X	-	X	-	-	-
V230	-	-	-	-	-	X	-	-	-
V275	-	-	-	-	-	X	-	X	-
V330 GEN:2	-	-	-	-	-	-	-	X	-
V330 GEN:2	-	-	-	-	-	-	-	X	-
VT230	-	-	-	-	-	-	-	X	-
VT275	-	-	-	-	-	-	-	X	-
1900R OLD	-	-	-	-	-	X	-	-	-
2150RT OLD	-	-	-	-	-	-	-	X	-
2200R OLD	-	-	-	-	-	X	-	-	-
2600R OLD	-	-	-	-	-	-	-	X	-
2700V NXT2 OLD	-	-	-	-	-	X	-	-	-
MLA 1-25 H OLD	X	MLA 1-25 H	-	-	-	-	-	-	-

Совместимость с машинами	BLS 1500	BLS 1500 / 900 (b)	BLS 1650 / 900	BLS 1800	BLS 1800 / 900	BLS 2100 / 900 (a)	BLS 2100 / 900 (b)	BLS 2400 / 900 (a)	BLS 2700 / 900
MLA 3-35 H OLD	X	-	-	-	-	-	-	-	-
MLA 4-50 H OLD	X	-	-	X	-	-	-	-	-
R220 OLD	-	-	-	-	-	X	-	-	-
R260 OLD	-	-	-	-	-	-	-	X	-
RT215 OLD	-	-	-	-	-	-	-	X	-
V270 OLD	-	-	-	-	-	X	-	-	-

ТАБЛИЦА СИМВОЛОВ

	Не требуется предрасположенность		Гидравлическая линия		Гидравлическое возвращение в бак
	Электрическая предрасположенность		Предрасположение платформы		Предрасположение манипулятора шин, манипулятора цилиндров



GEHL®

Siège Social
P.O. Box 179 - One Gehl Way - West Bend, WI, USA 53095
Tel: (262) 334-9461 - Fax: (262) 338-7517
www.gehl.com



This brochure describes versions and configuration options for Gehl products which may be fitted with different equipment. The equipment described in this brochure may be standard, optional or not available depending on version. Gehl reserves the right to change the specifications shown and described at any time and without prior warning. The manufacturer is not liable for the specifications given. For more information, contact your Gehl dealer. Non-contractual document. Product descriptions may differ from actual products. List of specifications is not comprehensive. The logos and visual identity of the company are the property of Gehl and may not be used without authorization. All rights reserved. The photos and diagrams contained in this brochure are provided for information only.

MANITOU EQUIPMENT AMERICAS, LLC - Limited company with board of directors - Share capital: 39,668,399 euros - 857 802 508 RCS West Bend