

Technical sheet :

STANDARD DIGGING BUCKET (COMPACT MACHINES)



Technical characteristics

- 400 HB steel reinforcements under the bucket.

Customer benefits

- Heavy duty construction.

Capacities		BS 920 / 150	BS 920 / 250	BS 980 / 270	BS 1080 / 180	BS 1080 / 300	BS 1150 / 320	BS 1200 / 340	BS 1250 / 280	BS 1300 / 370	BS 1300 / 380
Heaped capacity (l)		150	250	270	180	300	320	340	280	340	380
Weight											
Overall weight (kg)		50	114	120	55	126	135	136	134	145	168
Weight and dimensions											
Overall height (mm)	h17	427	626	626	427	626	626	626	470	626	675
Width (mm)		920	920	980	1080	1080	1150	1200	1250	1300	1300
Depth (mm)	p5	700	817	817	700	817	817	817	841	817	760
Working Parameters											
Required machine equipment		✗	✗	✗	✗	✗	✗	✗	✗	✗	✗

Machines compatibility	BS 920 / 150	BS 920 / 250	BS 980 / 270	BS 1080 / 180	BS 1080 / 300	BS 1150 / 320	BS 1200 / 340	BS 1250 / 280	BS 1300 / 370	BS 1300 / 380
All-Tach® Narrow	-	N004010	N004011	-	N004012	N004013	N004014	-	N004015	-
All-Tach®	N726001	-	-	N726002	-	-	-	N736001	-	N004076
4 point Cargage	-	N003010	N003011	-	N003012	N003013	N003014	-	N003015	N003076
Euro Cargage	-	-	N51502100	-	N51502101	N51502102	N51502103	-	N002015	N51502154
850R	X	-	-	X	-	-	-	-	-	-
1050R	-	-	-	-	-	-	-	X	-	-
1050RT	-	-	-	-	-	-	-	X	-	-
1350RT	-	-	-	-	-	-	-	X	-	-
AL230	-	-	X	-	X	X	X	-	X	-
AL320	-	-	X	-	X	X	X	-	X	-
AL330	-	-	X	-	X	X	X	-	X	-
AL420	-	-	-	-	X	X	X	-	X	-
AL430	-	-	-	-	X	X	X	-	X	-
MLA 2-25 H	-	-	X	-	X	X	X	-	X	-
MLA 3-25 H	-	-	X	-	X	X	X	-	X	-
MLA 3-25 H-C	-	-	X	-	X	X	X	-	X	-
MLA 4-50 H	-	-	-	-	X	X	X	-	X	-
MLA 4-50 H-C	-	-	-	-	X	X	X	-	X	-
R105	-	-	-	-	-	-	-	X	-	-
RT105	-	-	-	-	-	-	-	X	-	-
RT135	-	-	-	-	-	-	-	X	-	-
1640E <small>OLD</small>	X	-	-	X	-	-	-	-	-	-
AL140 <small>OLD</small>	-	X	X	-	X	X	X	-	-	-
AL340 <small>OLD</small>	-	-	-	-	-	X	X	-	-	-
MLA 1-25 H <small>OLD</small>	-	X	X	-	X	X	X	-	-	-
MLA 3-35 H <small>OLD</small>	-	-	-	-	-	X	X	-	-	-
MLA 4-50 H <small>OLD</small>	-	-	-	-	X	X	X	-	X	X

Capacities		BS 1300 / 440	BS 1380 / 320	BS 1400 / 400	BS 1400 / 410	BS 1400 / 470	BS 1480 / 340	BS 1500 / 430	BS 1500 / 440	BS 1500 / 510	BS 1520 / 350
Heaped capacity (l)		440	320	400	410	470	340	430	440	510	350
Weight											
Overall weight (kg)		190	137	151	180	203	141	160	192	216	143
Weight and dimensions											
Overall height (mm)	h17	732	470	626	675	732	470	626	675	732	470
Width (mm)		1300	1380	1400	1400	1400	1480	1500	1500	1500	1525
Depth (mm)	p5	817	841	817	760	817	841	817	760	817	841
Working Parameters											
Required machine equipment		✗	✗	✗	✗	✗	✗	✗	✗	✗	✗







Machines compatibility	BS 1300 / 440	BS 1380 / 320	BS 1400 / 400	BS 1400 / 410	BS 1400 / 470	BS 1480 / 340	BS 1500 / 430	BS 1500 / 440	BS 1500 / 510	BS 1520 / 350
All-Tach® Narrow	-	-	N004016	-	-	-	N004087	-	-	-
All-Tach®	N004079	N736002	-	N004077	N004080	N736061	-	N004078	N004081	N736003
4 point Cargage	N003079	-	N003016	52807869	N003080	-	N003017	N003078	N003081	-
Euro Cargage	N51502179	-	N002016	N51502155	N51502180	-	N51502104	N51502156	N51502181	-
1050R	-	X	-	-	-	X	-	-	-	-
1050RT	-	X	-	-	-	X	-	-	-	-
1350R NXT2	-	X	-	-	-	X	-	-	-	X
1350RT	-	X	-	-	-	X	-	-	-	X
AL320	-	-	-	X	-	-	-	-	-	-
AL330	-	-	-	X	-	-	-	-	-	-
AL420	-	-	X	X	-	-	-	-	-	-
AL430	-	-	X	X	-	-	-	-	-	-
AL530	X	-	-	-	X	-	-	-	X	-
AL550	X	-	-	-	X	-	-	-	X	-
MLA 3-25 H	-	-	-	X	-	-	-	-	-	-
MLA 3-25 H-C	-	-	-	X	-	-	-	-	-	-
MLA 4-50 H	-	-	X	X	-	-	-	-	-	-
MLA 4-50 H-C	-	-	X	X	-	-	-	-	-	-
MLA 5-50 H	X	-	-	-	X	-	-	-	X	-
MLA 5-60 H-Z	X	-	-	-	X	-	-	-	X	-
R105	-	X	-	-	-	X	-	-	-	-
RT105	-	X	-	-	-	X	-	-	-	-
RT135	-	X	-	-	-	X	-	-	-	X
AL440 <small>OLD</small>	-	-	-	X	-	-	-	-	-	-
MLA 3-35 H <small>OLD</small>	-	-	X	-	-	-	X	-	-	-
MLA 4-50 H <small>OLD</small>	-	-	X	X	-	-	-	X	-	-


Capacities		BS 1550 / 360	BS 1650 / 730	BS 1680 / 400	BS 1680 / 480	BS 1680 / 670	BS 1760 / 500	BS 1760 / 580	BS 1760 / 700	BS 1800 / 800	BS 1830 / 520
Heaped capacity (l)		360	730	400	480	670	580	500	700	800	600
Weight											
Overall weight (kg)		150	265	148	188	295	190	190	305	285	220
Weight and dimensions											
Overall height (mm)	h17	470	730	450	502	600	801	502	600	730	501
Width (mm)		1550	1650	1680	1680	1680	1760	1760	1760	1800	1830
Depth (mm)	p5	841	1024	843	924	1100	916	924	1100	1024	916
Working Parameters											
Required machine equipment		✗	✗	✗	✗	✗	✗	✗	✗	✗	✗

Machines compatibility	BS 1550 / 360	BS 1650 / 730	BS 1680 / 400	BS 1680 / 480	BS 1680 / 670	BS 1760 / 500	BS 1760 / 580	BS 1760 / 700	BS 1800 / 800	BS 1830 / 520
All-Tach® Narrow	-	-	-	-	-	-	-	-	-	-
All-Tach®	N736065	N51502506	N747002	N51502457	N51502021	N51502459	N748001	N51502022	N51502505	N51502461
4 point Camage	-	N51502611	-	-	-	-	-	-	N51502614	-
Euro Camage	-	N51502570	-	-	-	-	-	-	N51502573	-
1350R NXT2	X	-	-	-	-	-	-	-	-	-
1350RT	X	-	-	-	-	-	-	-	-	-
1650R	-	-	X	-	-	-	X	-	-	-
1650RT	X	-	X	-	-	-	X	-	-	-
1950RT	X	-	X	-	-	-	X	-	-	-
1950RT	X	-	X	-	-	-	X	-	-	-
1950RT	X	-	X	-	-	-	X	-	-	-
1950RT	X	-	X	-	-	-	X	-	-	-
2100V	-	-	-	X	-	X	X	-	-	-
2100VT	-	-	X	-	-	-	X	-	-	-
2300V	-	-	-	-	-	X	X	-	-	X
2300VT	-	-	X	-	-	-	-	-	-	-
2300VT	-	-	X	-	X	-	-	X	-	-
2750V	-	-	-	-	-	-	X	-	-	-
2750VT	-	-	-	-	-	-	-	X	-	-
AL650	-	X	-	-	-	-	-	-	X	-
AL750	-	X	-	-	-	-	-	-	X	-
MLA 6-65 H-Z	-	X	-	-	-	-	-	-	X	-
MLA-T 516-75 H	-	X	-	-	-	-	-	-	X	-
MLA-T 516-75 H	-	X	-	-	-	-	-	-	X	-
R165	-	-	X	-	-	-	X	-	-	-
RT135	X	-	-	-	-	-	-	-	-	-
RT165	X	-	X	-	-	-	X	-	-	-
RT195 - NEW	X	-	X	-	-	-	X	-	-	-
RT195 - NEW	X	-	X	-	-	-	X	-	-	-
RT195 - NEW	X	-	X	-	-	-	X	-	-	-
V210	-	-	-	X	-	X	X	-	-	-
V230	-	-	-	-	-	X	X	-	-	X
V275	-	-	-	-	-	-	X	-	-	-
VT210	-	-	X	-	-	-	X	-	-	-
VT230	-	-	X	-	-	-	-	-	-	-
VT230	-	-	X	-	X	-	-	X	-	-
VT275	-	-	-	-	-	-	-	X	-	-
1850RT OLD	-	-	-	-	X	-	-	X	-	-
1900R OLD	-	-	-	X	-	X	-	-	-	-
2200R OLD	-	-	-	-	-	X	-	-	-	X
2600R OLD	-	-	-	-	-	-	-	-	-	X
2700V NXT2 OLD	-	-	-	-	-	-	X	-	-	-
ALT750 OLD	-	X	-	-	-	-	-	-	X	-
ALT750 OLD	-	X	-	-	-	-	-	-	X	-
R220 OLD	-	-	-	-	-	X	-	-	-	X
R260 OLD	-	-	-	-	-	-	-	-	-	X
RT185 OLD	-	-	-	-	X	-	-	X	-	-
V270 OLD	-	-	-	-	-	-	X	-	-	-

Capacities		BS 1830 / 600	BS 1850 / 740	BS 1880 / 750	BS 1950 / 860	BS 2140 / 870 (a)	BS 2140 / 870 (b)	BS 2150 / 950
Heaped capacity (l)		520	740	750	870	870	870	960
Weight								
Overall weight (kg)		206	315	315	300	320	230	333
Weight and dimensions								
Overall height (mm)	h17	502	600	600	730	600	600	730
Width (mm)		1830	1850	1880	1950	2140	2140	2150
Depth (mm)	p5	924	1100	1100	1024	1100	1100	1024
Working Parameters								
Required machine equipment		×	×	×	×	×	×	×

Machines compatibility	BS 1830 / 600	BS 1850 / 740	BS 1880 / 750	BS 1950 / 860	BS 2140 / 870 (a)	BS 2140 / 870 (b)	BS 2150 / 950
All-Tach® Narrow	-	-	-	-	-	-	-
All-Tach®	N757073	N51502023	N51502071	N51502547	N700244	N51502024	N51502546
4 point Carriage	-	-	-	N51502617	-	-	N51502620
Euro Carriage	-	-	-	N51502576	-	-	N51502579
2300VT	-	X	-	-	-	-	-
2750V	X	-	X	-	-	-	-
2750VT	-	X	-	-	-	X	-
2750VT	-	X	-	-	-	-	-
3300V NXT2	-	-	X	-	X	-	-
AL650	-	-	-	X	-	-	-
AL750	-	-	-	X	-	-	X
MLA 6-65 H-Z	-	-	-	X	-	-	-
MLA-T 516-75 H	-	-	-	X	-	-	X
MLA-T 516-75 H	-	-	-	X	-	-	X
V275	X	-	X	-	-	-	-
V330 GEN:2	-	-	X	-	X	-	-
V330 GEN:2	-	-	X	-	X	-	-
VT230	-	X	-	-	-	-	-
VT275	-	X	-	-	-	X	-
VT275	-	X	-	-	-	-	-
1850RT OLD	-	X	-	-	-	-	-
2150RT OLD	-	X	-	-	-	X	-
2600R OLD	-	-	X	-	-	-	-
2700V NXT2 OLD	X	-	-	-	-	-	-
4200V OLD	-	-	-	-	X	-	-
ALT750 OLD	-	-	-	X	-	-	X
ALT750 OLD	-	-	-	X	-	-	X
R260 OLD	-	-	X	-	-	-	-
RT185 OLD	-	X	-	-	-	-	-
RT215 OLD	-	X	-	-	-	X	-
V270 OLD	X	-	-	-	-	-	-

TABLE SYMBOL					
	No predisposition required		Hydraulic line		Return piping to hydraulic oil tank
	Electric predisposition		Platform predisposition		Tyre handler, cylinder handler predisposition



Head Office

B.P. 249 - 430 rue de l'Aubinière
44150 Ancenis Cedex - France

Tel: +33 (0)2 40 09 10 11 - Fax: +33 (0)2 40 09 10 97

www.manitou.com



This publication provides a description of the configuration versions and options for Manitou products, which may differ for equipment. The equipment presented in this brochure may be part of a series, as an option, or it may not be available, depending on the versions. Manitou reserves the right, at any time and without notice, to amend the specifications described and represented. The specifications provided do not bind the manufacturer. For more details, please contact your Manitou agent. This is not a contractually binding document. The presentation of the products is not contractually binding. List of specifications non-exhaustive. The logos as well as the visual identity of the company are owned by Manitou and cannot be used without authorisation. All rights reserved. The photos and diagrams contained in this brochure are only provided for consultation and information purposes.

MANITOU BF SA - Limited company with board of directors - Share capital: 39,668,399 euros - 857 802 508 RCS Nantes