

Technical sheet :

STANDARD DIGGING BUCKET (COMPACT MACHINES)



Customer benefits

- Heavy duty construction.

Technical characteristics

- 400 HB steel reinforcements under the bucket.

| Capacities | | BS 920 / 150 | BS 920 / 250 | BS 980 / 270 | BS 1080 / 180 | BS 1080 / 300 | BS 1150 / 320 | BS 1200 / 340 | BS 1250 / 280 | BS 1300 / 370 | BS 1300 / 380 |
|------------------------------|-----|--------------|--------------|--------------|---------------|---------------|---------------|---------------|---------------|---------------|---------------|
| Heaped capacity (l) | | 150 | 250 | 270 | 180 | 300 | 320 | 340 | 280 | 340 | 380 |
| Weight | | | | | | | | | | | |
| Overall weight (kg) | | 50 | 114 | 120 | 55 | 126 | 135 | 136 | 134 | 145 | 168 |
| Weight and dimensions | | | | | | | | | | | |
| Overall height (mm) | h17 | 427 | 626 | 626 | 427 | 626 | 626 | 626 | 470 | 626 | 675 |
| Width (mm) | | 920 | 920 | 980 | 1080 | 1080 | 1150 | 1200 | 1250 | 1300 | 1300 |
| Depth (mm) | p5 | 700 | 817 | 817 | 700 | 817 | 817 | 817 | 841 | 817 | 760 |
| Working Parameters | | | | | | | | | | | |
| Required machine equipment | | ✗ | ✗ | ✗ | ✗ | ✗ | ✗ | ✗ | ✗ | ✗ | ✗ |

| Machines compatibility | BS 920 / 150 | BS 920 / 250 | BS 980 / 270 | BS 1080 / 180 | BS 1080 / 300 | BS 1150 / 320 | BS 1200 / 340 | BS 1250 / 280 | BS 1300 / 370 | BS 1300 / 380 |
|-------------------------------|--------------|--------------|--------------|---------------|---------------|---------------|---------------|---------------|---------------|---------------|
| All-Tach® Narrow | - | N004010 | N004011 | - | N004012 | N004013 | N004014 | - | N004015 | - |
| All-Tach® | N726001 | - | - | N726002 | - | - | - | N736001 | - | N004076 |
| 4 point Carriage | - | N003010 | N003011 | - | N003012 | N003013 | N003014 | - | N003015 | N003076 |
| Euro Carriage | - | - | N51502100 | - | N51502101 | N51502102 | N51502103 | - | N002015 | N51502154 |
| 1050R | - | - | - | - | - | - | - | X | - | - |
| 1050RT | - | - | - | - | - | - | - | X | - | - |
| 1350RT | - | - | - | - | - | - | - | X | - | - |
| 1640E | X | - | - | X | - | - | - | - | - | - |
| AL230 | - | - | X | - | X | X | X | - | X | - |
| AL320 | - | - | X | - | X | X | X | - | X | - |
| AL330 | - | - | X | - | X | X | X | - | X | - |
| AL420 | - | - | - | - | X | X | X | - | X | - |
| AL430 | - | - | - | - | X | X | X | - | X | - |
| MLA 2-25 H | - | - | X | - | X | X | X | - | X | - |
| MLA 3-25 H | - | - | X | - | X | X | X | - | X | - |
| MLA 3-25 H-C | - | - | X | - | X | X | X | - | X | - |
| MLA 4-50 H | - | - | - | - | X | X | X | - | X | - |
| MLA 4-50 H-C | - | - | - | - | X | X | X | - | X | - |
| R105 | - | - | - | - | - | - | - | X | - | - |
| RT105 | - | - | - | - | - | - | - | X | - | - |
| RT135 | - | - | - | - | - | - | - | X | - | - |
| AL140 <small>OLD</small> | - | X | X | - | X | X | X | - | - | - |
| AL340 <small>OLD</small> | - | - | - | - | - | X | X | - | - | - |
| MLA 1-25 H <small>OLD</small> | - | X | X | - | X | X | X | - | - | - |
| MLA 3-35 H <small>OLD</small> | - | - | - | - | - | X | X | - | - | - |
| MLA 4-50 H <small>OLD</small> | - | - | - | - | X | X | X | - | X | X |

| Capacities | | BS 1300 / 440 | BS 1380 / 320 | BS 1400 / 400 | BS 1400 / 410 | BS 1400 / 470 | BS 1480 / 340 | BS 1500 / 430 | BS 1500 / 440 | BS 1500 / 510 | BS 1520 / 350 |
|------------------------------|-----|---------------|---------------|---------------|---------------|---------------|---------------|---------------|---------------|---------------|---------------|
| Heaped capacity (l) | | 440 | 320 | 400 | 410 | 470 | 340 | 430 | 440 | 510 | 350 |
| Weight | | | | | | | | | | | |
| Overall weight (kg) | | 190 | 137 | 151 | 180 | 203 | 141 | 160 | 192 | 216 | 143 |
| Weight and dimensions | | | | | | | | | | | |
| Overall height (mm) | h17 | 732 | 470 | 626 | 675 | 732 | 470 | 626 | 675 | 732 | 470 |
| Width (mm) | | 1300 | 1380 | 1400 | 1400 | 1400 | 1480 | 1500 | 1500 | 1500 | 1525 |
| Depth (mm) | p5 | 817 | 841 | 817 | 760 | 817 | 841 | 817 | 760 | 817 | 841 |
| Working Parameters | | | | | | | | | | | |
| Required machine equipment | | ✗ | ✗ | ✗ | ✗ | ✗ | ✗ | ✗ | ✗ | ✗ | ✗ |







| Machines compatibility | BS 1300 / 440 | BS 1380 / 320 | BS 1400 / 400 | BS 1400 / 410 | BS 1400 / 470 | BS 1480 / 340 | BS 1500 / 430 | BS 1500 / 440 | BS 1500 / 510 | BS 1520 / 350 |
|-------------------------------|---------------|---------------|---------------|---------------|---------------|---------------|---------------|---------------|---------------|---------------|
| All-Tach® Narrow | - | - | N004016 | - | - | - | N004087 | - | - | - |
| All-Tach® | N004079 | N736002 | - | N004077 | N004080 | N736061 | - | N004078 | N004081 | N736003 |
| 4 point Carriage | N003079 | - | N003016 | 52807869 | N003080 | - | N003017 | N003078 | N003081 | - |
| Euro Carriage | N51502179 | - | N002016 | N51502155 | N51502180 | - | N51502104 | N51502156 | N51502181 | - |
| 1050R | - | X | - | - | - | X | - | - | - | - |
| 1050RT | - | X | - | - | - | X | - | - | - | - |
| 1350R NXT2 | - | X | - | - | - | X | - | - | - | X |
| 1350RT | - | X | - | - | - | X | - | - | - | X |
| AL320 | - | - | - | X | - | - | - | - | - | - |
| AL330 | - | - | - | X | - | - | - | - | - | - |
| AL420 | - | - | X | X | - | - | - | - | - | - |
| AL430 | - | - | X | X | - | - | - | - | - | - |
| AL530 | X | - | - | - | X | - | - | - | X | - |
| AL550 | X | - | - | - | X | - | - | - | X | - |
| MLA 3-25 H | - | - | - | X | - | - | - | - | - | - |
| MLA 3-25 H-C | - | - | - | X | - | - | - | - | - | - |
| MLA 4-50 H | - | - | X | X | - | - | - | - | - | - |
| MLA 4-50 H-C | - | - | X | X | - | - | - | - | - | - |
| MLA 5-50 H | X | - | - | - | X | - | - | - | X | - |
| MLA 5-60 H-Z | X | - | - | - | X | - | - | - | X | - |
| R105 | - | X | - | - | - | X | - | - | - | - |
| RT105 | - | X | - | - | - | X | - | - | - | - |
| RT135 | - | X | - | - | - | X | - | - | - | X |
| AL440 <small>OLD</small> | - | - | - | X | - | - | - | - | - | - |
| MLA 3-35 H <small>OLD</small> | - | - | X | - | - | - | X | - | - | - |
| MLA 4-50 H <small>OLD</small> | - | - | X | X | - | - | - | X | - | - |

| Capacities | | BS 1550 / 360 | BS 1650 / 730 | BS 1680 / 400 | BS 1680 / 480 | BS 1680 / 670 | BS 1760 / 500 | BS 1760 / 580 | BS 1760 / 700 | BS 1800 / 800 | BS 1830 / 520 |
|----------------------------|-----|---------------|---------------|---------------|---------------|---------------|---------------|---------------|---------------|---------------|---------------|
| Heaped capacity (l) | | 360 | 730 | 400 | 480 | 670 | 580 | 500 | 700 | 800 | 600 |
| Weight | | | | | | | | | | | |
| Overall weight (kg) | | 150 | 265 | 148 | 188 | 295 | 190 | 190 | 305 | 285 | 220 |
| Weight and dimensions | | | | | | | | | | | |
| Overall height (mm) | h17 | 470 | 730 | 450 | 502 | 600 | 801 | 502 | 600 | 730 | 501 |
| Width (mm) | | 1550 | 1650 | 1680 | 1680 | 1680 | 1760 | 1760 | 1760 | 1800 | 1830 |
| Depth (mm) | p5 | 841 | 1024 | 843 | 924 | 1100 | 916 | 924 | 1100 | 1024 | 916 |
| Working Parameters | | | | | | | | | | | |
| Required machine equipment | | ✗ | ✗ | ✗ | ✗ | ✗ | ✗ | ✗ | ✗ | ✗ | ✗ |

| Machines compatibility | BS 1550 / 360 | BS 1650 / 730 | BS 1680 / 400 | BS 1680 / 480 | BS 1680 / 670 | BS 1760 / 500 | BS 1760 / 580 | BS 1760 / 700 | BS 1800 / 800 | BS 1830 / 520 |
|------------------------|---------------|---------------|---------------|---------------|---------------|---------------|---------------|---------------|---------------|---------------|
| All-Tach® Narrow | - | - | - | - | - | - | - | - | - | - |
| All-Tach® | N736065 | N51502506 | N747002 | N51502457 | N51502021 | N51502459 | N748001 | N51502022 | N51502505 | N51502461 |
| 4 point Carriage | - | N51502611 | - | - | - | - | - | - | N51502614 | - |
| Euro Carriage | - | N51502570 | - | - | - | - | - | - | N51502573 | - |
| 1350R NXT2 | X | - | - | - | - | - | - | - | - | - |
| 1350RT | X | - | - | - | - | - | - | - | - | - |
| 1650R | - | - | X | - | - | - | X | - | - | - |
| 1650RT | X | - | X | - | - | - | X | - | - | - |
| 1950RT | X | - | X | - | - | - | X | - | - | - |
| 1950RT | X | - | X | - | - | - | X | - | - | - |
| 1950RT | X | - | X | - | - | - | X | - | - | - |
| 1950RT | X | - | X | - | - | - | X | - | - | - |
| 2100V | - | - | - | X | - | X | X | - | - | - |
| 2100VT | - | - | X | - | - | - | X | - | - | - |
| 2300V | - | - | - | - | - | X | X | - | - | X |
| 2300VT | - | - | X | - | X | - | - | X | - | - |
| 2300VT | - | - | X | - | - | - | - | - | - | - |
| 2750V | - | - | - | - | - | - | X | - | - | - |
| 2750VT | - | - | - | - | - | - | - | X | - | - |
| AL650 | - | X | - | - | - | - | - | - | X | - |
| AL750 | - | X | - | - | - | - | - | - | X | - |
| ALT750 | - | X | - | - | - | - | - | - | X | - |
| MLA 6-65 H-Z | - | X | - | - | - | - | - | - | X | - |
| MLA-T 516-75 H | - | X | - | - | - | - | - | - | X | - |
| R165 | - | - | X | - | - | - | X | - | - | - |
| RT135 | X | - | - | - | - | - | - | - | - | - |
| RT165 | X | - | X | - | - | - | X | - | - | - |
| RT195 - NEW | X | - | X | - | - | - | X | - | - | - |
| RT195 - NEW | X | - | X | - | - | - | X | - | - | - |
| RT195 - NEW | X | - | X | - | - | - | X | - | - | - |
| V210 | - | - | - | X | - | X | X | - | - | - |
| V230 | - | - | - | - | - | X | X | - | - | X |
| V275 | - | - | - | - | - | - | X | - | - | - |
| VT210 | - | - | X | - | - | - | X | - | - | - |
| VT230 | - | - | X | - | - | - | - | - | - | - |
| VT230 | - | - | X | - | X | - | - | X | - | - |
| VT275 | - | - | - | - | - | - | - | X | - | - |
| 1850RT OLD | - | - | - | - | X | - | - | X | - | - |
| 1900R OLD | - | - | - | X | - | X | - | - | - | - |
| 2200R OLD | - | - | - | - | - | X | - | - | - | X |
| 2600R OLD | - | - | - | - | - | - | - | - | - | X |
| 2700V NXT2 OLD | - | - | - | - | - | - | X | - | - | - |
| ALT750 OLD | - | X | - | - | - | - | - | - | X | - |
| ALT750 OLD | - | X | - | - | - | - | - | - | X | - |
| R220 OLD | - | - | - | - | - | X | - | - | - | X |
| R260 OLD | - | - | - | - | - | - | - | - | - | X |
| RT185 OLD | - | - | - | - | X | - | - | X | - | - |
| V270 OLD | - | - | - | - | - | - | X | - | - | - |

| Capacities | | BS 1830 / 600 | BS 1850 / 740 | BS 1880 / 750 | BS 1950 / 860 | BS 2140 / 870 (a) | BS 2140 / 870 (b) | BS 2150 / 950 |
|------------------------------|-----|---------------|---------------|---------------|---------------|-------------------|-------------------|---------------|
| Heaped capacity (l) | | 520 | 740 | 750 | 870 | 870 | 870 | 960 |
| Weight | | | | | | | | |
| Overall weight (kg) | | 206 | 315 | 315 | 300 | 320 | 230 | 333 |
| Weight and dimensions | | | | | | | | |
| Overall height (mm) | h17 | 502 | 600 | 600 | 730 | 600 | 600 | 730 |
| Width (mm) | | 1830 | 1850 | 1880 | 1950 | 2140 | 2140 | 2150 |
| Depth (mm) | p5 | 924 | 1100 | 1100 | 1024 | 1100 | 1100 | 1024 |
| Working Parameters | | | | | | | | |
| Required machine equipment | | × | × | × | × | × | × | × |

| Machines compatibility | BS 1830 / 600 | BS 1850 / 740 | BS 1880 / 750 | BS 1950 / 860 | BS 2140 / 870 (a) | BS 2140 / 870 (b) | BS 2150 / 950 |
|------------------------|---------------|---------------|---------------|---------------|-------------------|-------------------|---------------|
| All-Tach® Narrow | - | - | - | - | - | - | - |
| All-Tach® | N757073 | N51502023 | N51502071 | N51502547 | N700244 | N51502024 | N51502546 |
| 4 point Carriage | - | - | - | N51502617 | - | - | N51502620 |
| Euro Carriage | - | - | - | N51502576 | - | - | N51502579 |
| 2300VT | - | X | - | - | - | - | - |
| 2750V | X | - | X | - | - | - | - |
| 2750VT | - | X | - | - | - | X | - |
| 2750VT | - | X | - | - | - | - | - |
| 3300V NXT2 | - | - | X | - | X | - | - |
| AL650 | - | - | - | X | - | - | - |
| AL750 | - | - | - | X | - | - | X |
| ALT750 | - | - | - | X | - | - | X |
| MLA 6-65 H-Z | - | - | - | X | - | - | - |
| MLA-T 516-75 H | - | - | - | X | - | - | X |
| V275 | X | - | X | - | - | - | - |
| V330 GEN:2 | - | - | X | - | X | - | - |
| V330 GEN:2 | - | - | X | - | X | - | - |
| VT230 | - | X | - | - | - | - | - |
| VT275 | - | X | - | - | - | X | - |
| VT275 | - | X | - | - | - | - | - |
| 1850RT OLD | - | X | - | - | - | - | - |
| 2150RT OLD | - | X | - | - | - | X | - |
| 2600R OLD | - | - | X | - | - | - | - |
| 2700V NXT2 OLD | X | - | - | - | - | - | - |
| 4200V OLD | - | - | - | - | X | - | - |
| ALT750 OLD | - | - | - | X | - | - | X |
| ALT750 OLD | - | - | - | X | - | - | X |
| R260 OLD | - | - | X | - | - | - | - |
| RT185 OLD | - | X | - | - | - | - | - |
| RT215 OLD | - | X | - | - | - | X | - |
| V270 OLD | X | - | - | - | - | - | - |

| TABLE SYMBOL | | | | | |
|---|----------------------------|---|-------------------------|---|---|
|  | No predisposition required |  | Hydraulic line |  | Return piping to hydraulic oil tank |
|  | Electric predisposition |  | Platform predisposition |  | Tyre handler, cylinder handler predisposition |



Head Office

B.P. 249 - 430 rue de l'Aubinière

44150 Ancenis Cedex - France

Tel: +33 (0)2 40 09 10 11 - Fax: +33 (0)2 40 09 10 97

www.manitou.com



This publication provides a description of the configuration versions and options for Manitou products, which may differ for equipment. The equipment presented in this brochure may be part of a series, as an option, or it may not be available, depending on the versions. Manitou reserves the right, at any time and without notice, to amend the specifications described and represented. The specifications provided do not bind the manufacturer. For more details, please contact your Manitou agent. This is not a contractually binding document. The presentation of the products is not contractually binding. List of specifications non-exhaustive. The logos as well as the visual identity of the company are owned by Manitou and cannot be used without authorisation. All rights reserved. The photos and diagrams contained in this brochure are only provided for consultation and information purposes.

MANITOU BF SA - Limited company with board of directors - Share capital: 39,668,399 euros - 857 802 508 RCS Nantes