

# STANDARD DIGGING BUCKET (COMPACT MACHINES)

# BUCKETS



# GEHL®

## Customer benefits

- Heavy duty construction.

## Technical characteristics

- 400 HB steel reinforcements under the bucket.

 **ATTACHMENTS**

| Capacities                   |     | BS 920 / 150 | BS 920 / 250 | BS 980 / 270 | BS 1080 / 180 | BS 1080 / 300 | BS 1150 / 320 | BS 1200 / 340 | BS 1250 / 280 | BS 1300 / 370 | BS 1300 / 380 |
|------------------------------|-----|--------------|--------------|--------------|---------------|---------------|---------------|---------------|---------------|---------------|---------------|
| Heaped capacity (l)          |     | 150          | 250          | 270          | 180           | 300           | 320           | 340           | 280           | 340           | 380           |
| <b>Weight</b>                |     |              |              |              |               |               |               |               |               |               |               |
| Overall weight (kg)          |     | 50           | 114          | 120          | 55            | 126           | 135           | 136           | 134           | 145           | 168           |
| <b>Weight and dimensions</b> |     |              |              |              |               |               |               |               |               |               |               |
| Overall height (mm)          | h17 | 427          | 626          | 626          | 427           | 626           | 626           | 626           | 470           | 626           | 675           |
| Width (mm)                   |     | 920          | 920          | 980          | 1080          | 1080          | 1150          | 1200          | 1250          | 1300          | 1300          |
| Depth (mm)                   | p5  | 700          | 817          | 817          | 700           | 817           | 817           | 817           | 841           | 817           | 760           |
| <b>Working Parameters</b>    |     |              |              |              |               |               |               |               |               |               |               |
| Machine Equipment            |     | ×            | ×            | ×            | ×             | ×             | ×             | ×             | ×             | ×             | ×             |

| Machines compatibility        | BS 920 / 150 | BS 920 / 250 | BS 980 / 270 | BS 1080 / 180 | BS 1080 / 300 | BS 1150 / 320 | BS 1200 / 340 | BS 1250 / 280 | BS 1300 / 370 | BS 1300 / 380 |
|-------------------------------|--------------|--------------|--------------|---------------|---------------|---------------|---------------|---------------|---------------|---------------|
| All-Tach® Narrow              | -            | N004010      | N004011      | -             | N004012       | N004013       | N004014       | -             | N004015       | -             |
| All-Tach®                     | N726001      | -            | -            | N726002       | -             | -             | -             | N736001       | -             | N004076       |
| 4 point Carriage              | -            | N003010      | N003011      | -             | N003012       | N003013       | N003014       | -             | N003015       | N003076       |
| Euro Carriage                 | -            | -            | N51502100    | -             | N51502101     | N51502102     | N51502103     | -             | N002015       | N51502154     |
| 1050R                         | -            | -            | -            | -             | -             | -             | -             | X             | -             | -             |
| 1050RT                        | -            | -            | -            | -             | -             | -             | -             | X             | -             | -             |
| 1350RT                        | -            | -            | -            | -             | -             | -             | -             | X             | -             | -             |
| 1640 E                        | X            | -            | -            | X             | -             | -             | -             | -             | -             | -             |
| AL230                         | -            | -            | X            | -             | X             | X             | X             | -             | X             | -             |
| AL320                         | -            | -            | X            | -             | X             | X             | X             | -             | X             | -             |
| AL330                         | -            | -            | X            | -             | X             | X             | X             | -             | X             | -             |
| AL420                         | -            | -            | -            | -             | X             | X             | X             | -             | X             | -             |
| AL430                         | -            | -            | -            | -             | X             | X             | X             | -             | X             | -             |
| MLA 2-25 H                    | -            | -            | X            | -             | X             | X             | X             | -             | X             | -             |
| MLA 3-25 H                    | -            | -            | X            | -             | X             | X             | X             | -             | X             | -             |
| MLA 3-25 H-C                  | -            | -            | X            | -             | X             | X             | X             | -             | X             | -             |
| MLA 4-50 H                    | -            | -            | -            | -             | X             | X             | X             | -             | X             | -             |
| MLA 4-50 H-C                  | -            | -            | -            | -             | X             | X             | X             | -             | X             | -             |
| R105                          | -            | -            | -            | -             | -             | -             | -             | X             | -             | -             |
| RT105                         | -            | -            | -            | -             | -             | -             | -             | X             | -             | -             |
| RT135                         | -            | -            | -            | -             | -             | -             | -             | X             | -             | -             |
| AL140 <small>OLD</small>      | -            | X            | X            | -             | X             | X             | X             | -             | -             | -             |
| AL340 <small>OLD</small>      | -            | -            | -            | -             | -             | X             | X             | -             | -             | -             |
| MLA 1-25 H <small>OLD</small> | -            | X            | X            | -             | X             | X             | X             | -             | -             | -             |
| MLA 3-35 H <small>OLD</small> | -            | -            | -            | -             | -             | X             | X             | -             | -             | -             |
| MLA 4-50 H <small>OLD</small> | -            | -            | -            | -             | X             | X             | X             | -             | X             | X             |

| Capacities                   |     | BS 1300 / 440 | BS 1380 / 320 | BS 1400 / 400 | BS 1400 / 410 | BS 1400 / 470 | BS 1480 / 340 | BS 1500 / 430 | BS 1500 / 440 | BS 1500 / 510 | BS 1520 / 350 |
|------------------------------|-----|---------------|---------------|---------------|---------------|---------------|---------------|---------------|---------------|---------------|---------------|
| Heaped capacity (l)          |     | 440           | 320           | 400           | 410           | 470           | 340           | 430           | 440           | 510           | 350           |
| <b>Weight</b>                |     |               |               |               |               |               |               |               |               |               |               |
| Overall weight (kg)          |     | 190           | 137           | 151           | 180           | 203           | 141           | 160           | 192           | 216           | 143           |
| <b>Weight and dimensions</b> |     |               |               |               |               |               |               |               |               |               |               |
| Overall height (mm)          | h17 | 732           | 470           | 626           | 675           | 732           | 470           | 626           | 675           | 732           | 470           |
| Width (mm)                   |     | 1300          | 1380          | 1400          | 1400          | 1400          | 1480          | 1500          | 1500          | 1500          | 1525          |
| Depth (mm)                   | p5  | 817           | 841           | 817           | 760           | 817           | 841           | 817           | 760           | 817           | 841           |
| <b>Working Parameters</b>    |     |               |               |               |               |               |               |               |               |               |               |
| Machine Equipment            |     | ✗             | ✗             | ✗             | ✗             | ✗             | ✗             | ✗             | ✗             | ✗             | ✗             |







| Machines compatibility        | BS 1300 / 440 | BS 1380 / 320 | BS 1400 / 400 | BS 1400 / 410 | BS 1400 / 470 | BS 1480 / 340 | BS 1500 / 430 | BS 1500 / 440 | BS 1500 / 510 | BS 1520 / 350 |
|-------------------------------|---------------|---------------|---------------|---------------|---------------|---------------|---------------|---------------|---------------|---------------|
| All-Tach® Narrow              | -             | -             | N004016       | -             | -             | -             | N004087       | -             | -             | -             |
| All-Tach®                     | N004079       | N736002       | -             | N004077       | N004080       | N736061       | -             | N004078       | N004081       | N736003       |
| 4 point Carriage              | N003079       | -             | N003016       | 52807869      | N003080       | -             | N003017       | N003078       | N003081       | -             |
| Euro Carriage                 | N51502179     | -             | N002016       | N51502155     | N51502180     | -             | N51502104     | N51502156     | N51502181     | -             |
| 1050R                         | -             | X             | -             | -             | -             | X             | -             | -             | -             | -             |
| 1050RT                        | -             | X             | -             | -             | -             | X             | -             | -             | -             | -             |
| 1350R NXT2                    | -             | X             | -             | -             | -             | X             | -             | -             | -             | X             |
| 1350RT                        | -             | X             | -             | -             | -             | X             | -             | -             | -             | X             |
| AL320                         | -             | -             | -             | X             | -             | -             | -             | -             | -             | -             |
| AL330                         | -             | -             | -             | X             | -             | -             | -             | -             | -             | -             |
| AL420                         | -             | -             | X             | X             | -             | -             | -             | -             | -             | -             |
| AL430                         | -             | -             | X             | X             | -             | -             | -             | -             | -             | -             |
| AL530                         | X             | -             | -             | -             | X             | -             | -             | -             | X             | -             |
| AL550                         | X             | -             | -             | -             | X             | -             | -             | -             | X             | -             |
| MLA 3-25 H                    | -             | -             | -             | X             | -             | -             | -             | -             | -             | -             |
| MLA 3-25 H-C                  | -             | -             | -             | X             | -             | -             | -             | -             | -             | -             |
| MLA 4-50 H                    | -             | -             | X             | X             | -             | -             | -             | -             | -             | -             |
| MLA 4-50 H-C                  | -             | -             | X             | X             | -             | -             | -             | -             | -             | -             |
| MLA 5-50 H                    | X             | -             | -             | -             | X             | -             | -             | -             | X             | -             |
| MLA 5-60 H-Z                  | X             | -             | -             | -             | X             | -             | -             | -             | X             | -             |
| R105                          | -             | X             | -             | -             | -             | X             | -             | -             | -             | -             |
| RT105                         | -             | X             | -             | -             | -             | X             | -             | -             | -             | -             |
| RT135                         | -             | X             | -             | -             | -             | X             | -             | -             | -             | X             |
| AL440 <small>OLD</small>      | -             | -             | -             | X             | -             | -             | -             | -             | -             | -             |
| MLA 3-35 H <small>OLD</small> | -             | -             | X             | -             | -             | -             | X             | -             | -             | -             |
| MLA 4-50 H <small>OLD</small> | -             | -             | X             | X             | -             | -             | -             | X             | -             | -             |


| Capacities                   |     | BS 1550 / 360 | BS 1650 / 730 | BS 1680 / 400 | BS 1680 / 480 | BS 1680 / 670 | BS 1760 / 500 | BS 1760 / 580 | BS 1760 / 700 | BS 1800 / 800 | BS 1830 / 520 |
|------------------------------|-----|---------------|---------------|---------------|---------------|---------------|---------------|---------------|---------------|---------------|---------------|
| Heaped capacity (l)          |     | 360           | 730           | 400           | 480           | 670           | 580           | 500           | 700           | 800           | 600           |
| <b>Weight</b>                |     |               |               |               |               |               |               |               |               |               |               |
| Overall weight (kg)          |     | 150           | 265           | 148           | 188           | 295           | 190           | 190           | 305           | 285           | 220           |
| <b>Weight and dimensions</b> |     |               |               |               |               |               |               |               |               |               |               |
| Overall height (mm)          | h17 | 470           | 730           | 450           | 502           | 600           | 801           | 502           | 600           | 730           | 501           |
| Width (mm)                   |     | 1550          | 1650          | 1680          | 1680          | 1680          | 1760          | 1760          | 1760          | 1800          | 1830          |
| Depth (mm)                   | p5  | 841           | 1024          | 843           | 924           | 1100          | 916           | 924           | 1100          | 1024          | 916           |
| <b>Working Parameters</b>    |     |               |               |               |               |               |               |               |               |               |               |
| Machine Equipment            |     | ✗             | ✗             | ✗             | ✗             | ✗             | ✗             | ✗             | ✗             | ✗             | ✗             |

| Machines compatibility | BS 1550 / 360 | BS 1650 / 730 | BS 1680 / 400 | BS 1680 / 480 | BS 1680 / 670 | BS 1760 / 500 | BS 1760 / 580 | BS 1760 / 700 | BS 1800 / 800 | BS 1830 / 520 |
|------------------------|---------------|---------------|---------------|---------------|---------------|---------------|---------------|---------------|---------------|---------------|
| All-Tach® Narrow       | -             | -             | -             | -             | -             | -             | -             | -             | -             | -             |
| All-Tach®              | N736065       | N51502506     | N747002       | N51502457     | N51502021     | N51502459     | N748001       | N51502022     | N51502505     | N51502461     |
| 4 point Carriage       | -             | N51502611     | -             | -             | -             | -             | -             | -             | N51502614     | -             |
| Euro Carriage          | -             | N51502570     | -             | -             | -             | -             | -             | -             | N51502573     | -             |
| 1350R NXT2             | X             | -             | -             | -             | -             | -             | -             | -             | -             | -             |
| 1350RT                 | X             | -             | -             | -             | -             | -             | -             | -             | -             | -             |
| 1650R                  | -             | -             | X             | -             | -             | -             | X             | -             | -             | -             |
| 1650RT                 | X             | -             | X             | -             | -             | -             | X             | -             | -             | -             |
| 1850RT                 | -             | -             | -             | -             | X             | -             | -             | X             | -             | -             |
| 1900R                  | -             | -             | -             | X             | -             | X             | -             | -             | -             | -             |
| 1950RT                 | X             | -             | X             | -             | -             | -             | X             | -             | -             | -             |
| 1950RT                 | X             | -             | X             | -             | -             | -             | X             | -             | -             | -             |
| 1950RT                 | X             | -             | X             | -             | -             | -             | X             | -             | -             | -             |
| 2100V                  | -             | -             | -             | X             | -             | X             | X             | -             | -             | -             |
| 2100VT                 | -             | -             | X             | -             | -             | -             | X             | -             | -             | -             |
| 2200R                  | -             | -             | -             | -             | -             | X             | -             | -             | -             | X             |
| 2300V                  | -             | -             | -             | -             | -             | X             | X             | -             | -             | X             |
| 2300VT                 | -             | -             | X             | -             | X             | -             | -             | X             | -             | -             |
| 2600R                  | -             | -             | -             | -             | -             | -             | -             | -             | -             | X             |
| 2700V NXT2             | -             | -             | -             | -             | -             | -             | X             | -             | -             | -             |
| 2750V                  | -             | -             | -             | -             | -             | -             | X             | -             | -             | -             |
| 2750VT                 | -             | -             | -             | -             | -             | -             | -             | X             | -             | -             |
| AL650                  | -             | X             | -             | -             | -             | -             | -             | -             | X             | -             |
| AL750                  | -             | X             | -             | -             | -             | -             | -             | -             | X             | -             |
| ALT750                 | -             | X             | -             | -             | -             | -             | -             | -             | X             | -             |
| MLA 6-65 H-Z           | -             | X             | -             | -             | -             | -             | -             | -             | X             | -             |
| MLA-T 516-75 H         | -             | X             | -             | -             | -             | -             | -             | -             | X             | -             |
| R165                   | -             | -             | X             | -             | -             | -             | X             | -             | -             | -             |
| R220                   | -             | -             | -             | -             | -             | X             | -             | -             | -             | X             |
| R260                   | -             | -             | -             | -             | -             | -             | -             | -             | -             | X             |
| RT135                  | X             | -             | -             | -             | -             | -             | -             | -             | -             | -             |
| RT165                  | X             | -             | X             | -             | -             | -             | X             | -             | -             | -             |
| RT185                  | -             | -             | -             | -             | X             | -             | -             | X             | -             | -             |
| RT195 - NEW            | X             | -             | X             | -             | -             | -             | X             | -             | -             | -             |
| RT195 - NEW            | X             | -             | X             | -             | -             | -             | X             | -             | -             | -             |
| RT195 - NEW            | X             | -             | X             | -             | -             | -             | X             | -             | -             | -             |
| V210 - NEW             | -             | -             | -             | X             | -             | X             | X             | -             | -             | -             |
| V230 - NEW             | -             | -             | -             | -             | -             | X             | X             | -             | -             | X             |
| V275 - NEW             | -             | -             | -             | -             | -             | -             | X             | -             | -             | -             |
| VT210 - NEW            | -             | -             | X             | -             | -             | -             | X             | -             | -             | -             |
| VT230 - NEW            | -             | -             | X             | -             | -             | -             | -             | -             | -             | -             |
| VT230 - NEW            | -             | -             | X             | -             | X             | -             | -             | X             | -             | -             |
| VT275 - NEW            | -             | -             | -             | -             | -             | -             | -             | X             | -             | -             |
| ALT750 <b>OLD</b>      | -             | X             | -             | -             | -             | -             | -             | -             | X             | -             |
| ALT750 <b>OLD</b>      | -             | X             | -             | -             | -             | -             | -             | -             | X             | -             |
| V270 <b>OLD</b>        | -             | -             | -             | -             | -             | -             | X             | -             | -             | -             |

| Capacities                   |     | BS 1830 / 600 | BS 1850 / 740 | BS 1880 / 750 | BS 1950 / 860 | BS 2140 / 870 (a) | BS 2140 / 870 (b) | BS 2150 / 950 |
|------------------------------|-----|---------------|---------------|---------------|---------------|-------------------|-------------------|---------------|
| Heaped capacity (l)          |     | 520           | 740           | 750           | 870           | 870               | 870               | 960           |
| <b>Weight</b>                |     |               |               |               |               |                   |                   |               |
| Overall weight (kg)          |     | 206           | 315           | 315           | 300           | 320               | 230               | 333           |
| <b>Weight and dimensions</b> |     |               |               |               |               |                   |                   |               |
| Overall height (mm)          | h17 | 502           | 600           | 600           | 730           | 600               | 600               | 730           |
| Width (mm)                   |     | 1830          | 1850          | 1880          | 1950          | 2140              | 2140              | 2150          |
| Depth (mm)                   | p5  | 924           | 1100          | 1100          | 1024          | 1100              | 1100              | 1024          |
| <b>Working Parameters</b>    |     |               |               |               |               |                   |                   |               |
| Machine Equipment            |     | ✗             | ✗             | ✗             | ✗             | ✗                 | ✗                 | ✗             |

| Machines compatibility | BS 1830 / 600 | BS 1850 / 740 | BS 1880 / 750 | BS 1950 / 860 | BS 2140 / 870 (a) | BS 2140 / 870 (b) | BS 2150 / 950 |
|------------------------|---------------|---------------|---------------|---------------|-------------------|-------------------|---------------|
| All-Tach® Narrow       | -             | -             | -             | -             | -                 | -                 | -             |
| All-Tach®              | N757073       | N51502023     | N51502071     | N51502547     | N700244           | N51502024         | N51502546     |
| 4 point Carriage       | -             | -             | -             | N51502617     | -                 | -                 | N51502620     |
| Euro Carriage          | -             | -             | -             | N51502576     | -                 | -                 | N51502579     |
| 1850RT                 | -             | X             | -             | -             | -                 | -                 | -             |
| 2150RT                 | -             | X             | -             | -             | -                 | X                 | -             |
| 2300VT                 | -             | X             | -             | -             | -                 | -                 | -             |
| 2600R                  | -             | -             | X             | -             | -                 | -                 | -             |
| 2700V NXT2             | X             | -             | -             | -             | -                 | -                 | -             |
| 2750V                  | X             | -             | X             | -             | -                 | -                 | -             |
| 2750VT                 | -             | X             | -             | -             | -                 | X                 | -             |
| 3300V NXT2             | -             | -             | X             | -             | X                 | -                 | -             |
| 4200V                  | -             | -             | -             | -             | X                 | -                 | -             |
| AL650                  | -             | -             | -             | X             | -                 | -                 | -             |
| AL750                  | -             | -             | -             | X             | -                 | -                 | X             |
| ALT750                 | -             | -             | -             | X             | -                 | -                 | X             |
| MLA 6-65 H-Z           | -             | -             | -             | X             | -                 | -                 | -             |
| MLA-T 516-75 H         | -             | -             | -             | X             | -                 | -                 | X             |
| R260                   | -             | -             | X             | -             | -                 | -                 | -             |
| RT185                  | -             | X             | -             | -             | -                 | -                 | -             |
| RT215                  | -             | X             | -             | -             | -                 | X                 | -             |
| V275 - NEW             | X             | -             | X             | -             | -                 | -                 | -             |
| V330 GEN:2             | -             | -             | X             | -             | X                 | -                 | -             |
| V330 GEN:2             | -             | -             | X             | -             | X                 | -                 | -             |
| VT230 - NEW            | -             | X             | -             | -             | -                 | -                 | -             |
| VT275 - NEW            | -             | X             | -             | -             | -                 | X                 | -             |
| VT275 - NEW            | -             | X             | -             | -             | -                 | -                 | -             |
| ALT750 <b>OLD</b>      | -             | -             | -             | X             | -                 | -                 | X             |
| ALT750 <b>OLD</b>      | -             | -             | -             | X             | -                 | -                 | X             |
| V270 <b>OLD</b>        | X             | -             | -             | -             | -                 | -                 | -             |

| TABLE SYMBOL  |                            |   |                         |   |   |
|---|----------------------------|---|-------------------------|---|---|
|  | No predisposition required |  | Hydraulic line          |  | Return piping to hydraulic oil tank           |
|  | Electric predisposition    |  | Platform predisposition |  | Tyre handler, cylinder handler predisposition |



# GEHL®

Siège Social  
P.O. Box 179 - One Gehl Way - West Bend, WI, USA 53095  
Tel: (262) 334-9461 - Fax: (262) 338-7517  
[www.gehl.com](http://www.gehl.com)



This brochure describes versions and configuration options for Gehl products which may be fitted with different equipment. The equipment described in this brochure may be standard, optional or not available depending on version. Gehl reserves the right to change the specifications shown and described at any time and without prior warning. The manufacturer is not liable for the specifications given. For more information, contact your Gehl dealer. Non-contractual document. Product descriptions may differ from actual products. List of specifications is not comprehensive. The logos and visual identity of the company are the property of Gehl and may not be used without authorization. All rights reserved. The photos and diagrams contained in this brochure are provided for information only.

MANITOU EQUIPMENT AMERICAS, LLC - Limited company with board of directors - Share capital: 39,668,399 euros - 857 802 508 RCS West Bend