

Technical sheet :

# **STANDARD DIGGING BUCKET (COMPACT MACHINES)**

---



## **Customer benefits**

- Heavy duty construction.

## **Technical characteristics**

- 400 HB steel reinforcements under the bucket.

Capacities		BS 920 / 150	BS 920 / 250	BS 980 / 270	BS 1080 / 180	BS 1080 / 300	BS 1150 / 320	BS 1200 / 340	BS 1250 / 280	BS 1300 / 370	BS 1300 / 380
Heaped capacity (US gal)		40	66	71	48	79	85	90	74	90	100
<b>Weight</b>											
Overall weight (lb)		110	251	265	121	278	298	300	295	320	370
<b>Weight and dimensions</b>											
Overall height (in)	h17	1' 5"	2' 1"	2' 1"	1' 5"	2' 1"	2' 1"	2' 1"	1' 7"	2' 1"	2' 3"
Width (in)		3'	3'	3' 3"	3' 7"	3' 7"	3' 9"	3' 11"	4' 1"	4' 3"	4' 3"
Depth (in)	p5	2' 4"	2' 8"	2' 8"	2' 4"	2' 8"	2' 8"	2' 8"	2' 9"	2' 8"	2' 6"
<b>Working Parameters</b>											
Machine Equipment		✗	✗	✗	✗	✗	✗	✗	✗	✗	✗

Machines compatibility	BS 920 / 150	BS 920 / 250	BS 980 / 270	BS 1080 / 180	BS 1080 / 300	BS 1150 / 320	BS 1200 / 340	BS 1250 / 280	BS 1300 / 370	BS 1300 / 380
All-Tach® Narrow	-	N004010	N004011	-	N004012	N004013	N004014	-	N004015	-
All-Tach®	N726001	-	-	N726002	-	-	-	N736001	-	N004076
4 point Carriage	-	N003010	N003011	-	N003012	N003013	N003014	-	N003015	N003076
Euro Carriage	-	-	N51502100	-	N51502101	N51502102	N51502103	-	N002015	N51502154
1050R	-	-	-	-	-	-	-	X	-	-
1050RT	-	-	-	-	-	-	-	X	-	-
1350RT	-	-	-	-	-	-	-	X	-	-
1640 E	X	-	-	X	-	-	-	-	-	-
AL230	-	-	X	-	X	X	X	-	X	-
AL320	-	-	X	-	X	X	X	-	X	-
AL330	-	-	X	-	X	X	X	-	X	-
AL420	-	-	-	-	X	X	X	-	X	-
AL430	-	-	-	-	X	X	X	-	X	-
MLA 2-25 H	-	-	X	-	X	X	X	-	X	-
MLA 3-25 H	-	-	X	-	X	X	X	-	X	-
MLA 3-25 H-C	-	-	X	-	X	X	X	-	X	-
MLA 4-50 H	-	-	-	-	X	X	X	-	X	-
MLA 4-50 H-C	-	-	-	-	X	X	X	-	X	-
R105	-	-	-	-	-	-	-	X	-	-
RT105	-	-	-	-	-	-	-	X	-	-
RT135	-	-	-	-	-	-	-	X	-	-
AL140 <small>OLD</small>	-	X	X	-	X	X	X	-	-	-
AL340 <small>OLD</small>	-	-	-	-	-	X	X	-	-	-
MLA 1-25 H <small>OLD</small>	-	X	X	-	X	X	X	-	-	-
MLA 3-35 H <small>OLD</small>	-	-	-	-	-	X	X	-	-	-
MLA 4-50 H <small>OLD</small>	-	-	-	-	X	X	X	-	X	X

Capacities		BS 1300 / 440	BS 1380 / 320	BS 1400 / 400	BS 1400 / 410	BS 1400 / 470	BS 1480 / 340	BS 1500 / 430	BS 1500 / 440	BS 1500 / 510	BS 1520 / 350
Heaped capacity (US gal)		116	85	106	108	124	90	114	116	135	92
<b>Weight</b>											
Overall weight (lb)		419	302	333	397	448	311	353	423	476	315
<b>Weight and dimensions</b>											
Overall height (in)	h17	2' 5"	1' 7"	2' 1"	2' 3"	2' 5"	1' 7"	2' 1"	2' 3"	2' 5"	1' 7"
Width (in)		4' 3"	4' 6"	4' 7"	4' 7"	4' 7"	4' 10"	4' 11"	4' 11"	4' 11"	5'
Depth (in)	p5	2' 8"	2' 9"	2' 8"	2' 6"	2' 8"	2' 9"	2' 8"	2' 6"	2' 8"	2' 9"
<b>Working Parameters</b>											
Machine Equipment		✗	✗	✗	✗	✗	✗	✗	✗	✗	✗







Machines compatibility	BS 1300 / 440	BS 1380 / 320	BS 1400 / 400	BS 1400 / 410	BS 1400 / 470	BS 1480 / 340	BS 1500 / 430	BS 1500 / 440	BS 1500 / 510	BS 1520 / 350
All-Tach® Narrow	-	-	N004016	-	-	-	N004087	-	-	-
All-Tach®	N004079	N736002	-	N004077	N004080	N736061	-	N004078	N004081	N736003
4 point Carriage	N003079	-	N003016	52807869	N003080	-	N003017	N003078	N003081	-
Euro Carriage	N51502179	-	N002016	N51502155	N51502180	-	N51502104	N51502156	N51502181	-
1050R	-	X	-	-	-	X	-	-	-	-
1050RT	-	X	-	-	-	X	-	-	-	-
1350R NXT2	-	X	-	-	-	X	-	-	-	X
1350RT	-	X	-	-	-	X	-	-	-	X
AL320	-	-	-	X	-	-	-	-	-	-
AL330	-	-	-	X	-	-	-	-	-	-
AL420	-	-	X	X	-	-	-	-	-	-
AL430	-	-	X	X	-	-	-	-	-	-
AL530	X	-	-	-	X	-	-	-	X	-
AL550	X	-	-	-	X	-	-	-	X	-
MLA 3-25 H	-	-	-	X	-	-	-	-	-	-
MLA 3-25 H-C	-	-	-	X	-	-	-	-	-	-
MLA 4-50 H	-	-	X	X	-	-	-	-	-	-
MLA 4-50 H-C	-	-	X	X	-	-	-	-	-	-
MLA 5-50 H	X	-	-	-	X	-	-	-	X	-
MLA 5-60 H-Z	X	-	-	-	X	-	-	-	X	-
R105	-	X	-	-	-	X	-	-	-	-
RT105	-	X	-	-	-	X	-	-	-	-
RT135	-	X	-	-	-	X	-	-	-	X
AL440 <small>OLD</small>	-	-	-	X	-	-	-	-	-	-
MLA 3-35 H <small>OLD</small>	-	-	X	-	-	-	X	-	-	-
MLA 4-50 H <small>OLD</small>	-	-	X	X	-	-	-	X	-	-

Capacities		BS 1550 / 360	BS 1650 / 730	BS 1680 / 400	BS 1680 / 480	BS 1680 / 670	BS 1760 / 500	BS 1760 / 580	BS 1760 / 700	BS 1800 / 800	BS 1830 / 520
Heaped capacity (US gal)		95	193	106	127	177	153	132	185	211	158
<b>Weight</b>											
Overall weight (lb)		331	584	326	414	650	419	419	672	628	485
<b>Weight and dimensions</b>											
Overall height (in)	h17	1' 7"	2' 5"	1' 6"	1' 8"	2'	2' 8"	1' 8"	2'	2' 5"	1' 8"
Width (in)		5' 1"	5' 5"	5' 6"	5' 6"	5' 6"	5' 9"	5' 9"	5' 9"	5' 11"	6'
Depth (in)	p5	2' 9"	3' 4"	2' 9"	3'	3' 7"	3'	3'	3' 7"	3' 4"	3'
<b>Working Parameters</b>											
Machine Equipment		✗	✗	✗	✗	✗	✗	✗	✗	✗	✗

Machines compatibility	BS 1550 / 360	BS 1650 / 730	BS 1680 / 400	BS 1680 / 480	BS 1680 / 670	BS 1760 / 500	BS 1760 / 580	BS 1760 / 700	BS 1800 / 800	BS 1830 / 520
All-Tach® Narrow	-	-	-	-	-	-	-	-	-	-
All-Tach®	N736065	N51502506	N747002	N51502457	N51502021	N51502459	N748001	N51502022	N51502505	N51502461
4 point Carriage	-	N51502611	-	-	-	-	-	-	N51502614	-
Euro Carriage	-	N51502570	-	-	-	-	-	-	N51502573	-
1350R NXT2	X	-	-	-	-	-	-	-	-	-
1350RT	X	-	-	-	-	-	-	-	-	-
1650R	-	-	X	-	-	-	X	-	-	-
1650RT	X	-	X	-	-	-	X	-	-	-
1950RT	X	-	X	-	-	-	X	-	-	-
1950RT	X	-	X	-	-	-	X	-	-	-
1950RT	X	-	X	-	-	-	X	-	-	-
1950RT	X	-	X	-	-	-	X	-	-	-
2100V	-	-	-	X	-	X	X	-	-	-
2100VT	-	-	X	-	-	-	X	-	-	-
2300V	-	-	-	-	-	X	X	-	-	X
2300VT	-	-	X	-	X	-	-	X	-	-
2300VT	-	-	X	-	-	-	-	-	-	-
2750V	-	-	-	-	-	-	X	-	-	-
2750VT	-	-	-	-	-	-	-	X	-	-
AL650	-	X	-	-	-	-	-	-	X	-
AL750	-	X	-	-	-	-	-	-	X	-
ALT750	-	X	-	-	-	-	-	-	X	-
MLA 6-65 H-Z	-	X	-	-	-	-	-	-	X	-
MLA-T 516-75 H	-	X	-	-	-	-	-	-	X	-
R165	-	-	X	-	-	-	X	-	-	-
RT135	X	-	-	-	-	-	-	-	-	-
RT165	X	-	X	-	-	-	X	-	-	-
RT195 - NEW	X	-	X	-	-	-	X	-	-	-
RT195 - NEW	X	-	X	-	-	-	X	-	-	-
RT195 - NEW	X	-	X	-	-	-	X	-	-	-
V210	-	-	-	X	-	X	X	-	-	-
V230	-	-	-	-	-	X	X	-	-	X
V275	-	-	-	-	-	-	X	-	-	-
VT210	-	-	X	-	-	-	X	-	-	-
VT230	-	-	X	-	-	-	-	-	-	-
VT230	-	-	X	-	X	-	-	X	-	-
VT275	-	-	-	-	-	-	-	X	-	-
1850RT <small>OLD</small>	-	-	-	-	X	-	-	X	-	-
1900R <small>OLD</small>	-	-	-	X	-	X	-	-	-	-
2200R <small>OLD</small>	-	-	-	-	-	X	-	-	-	X
2600R <small>OLD</small>	-	-	-	-	-	-	-	-	-	X
2700V NXT2 <small>OLD</small>	-	-	-	-	-	-	X	-	-	-
ALT750 <small>OLD</small>	-	X	-	-	-	-	-	-	X	-
ALT750 <small>OLD</small>	-	X	-	-	-	-	-	-	X	-
R220 <small>OLD</small>	-	-	-	-	-	X	-	-	-	X
R260 <small>OLD</small>	-	-	-	-	-	-	-	-	-	X
RT185 <small>OLD</small>	-	-	-	-	X	-	-	X	-	-
V270 <small>OLD</small>	-	-	-	-	-	-	X	-	-	-

Capacities		BS 1830 / 600	BS 1850 / 740	BS 1880 / 750	BS 1950 / 860	BS 2140 / 870 (a)	BS 2140 / 870 (b)	BS 2150 / 950
Heaped capacity (US gal)		137	195	198	230	230	230	254
<b>Weight</b>								
Overall weight (lb)		454	694	694	661	705	507	734
<b>Weight and dimensions</b>								
Overall height (in)	h17	1' 8"	2'	2'	2' 5"	2'	2'	2' 5"
Width (in)		6'	6' 1"	6' 2"	6' 5"	7'	7'	7' 1"
Depth (in)	p5	3'	3' 7"	3' 7"	3' 4"	3' 7"	3' 7"	3' 4"
<b>Working Parameters</b>								
Machine Equipment		×	×	×	×	×	×	×

Machines compatibility	BS 1830 / 600	BS 1850 / 740	BS 1880 / 750	BS 1950 / 860	BS 2140 / 870 (a)	BS 2140 / 870 (b)	BS 2150 / 950
All-Tach® Narrow	-	-	-	-	-	-	-
All-Tach®	N757073	N51502023	N51502071	N51502547	N700244	N51502024	N51502546
4 point Carriage	-	-	-	N51502617	-	-	N51502620
Euro Carriage	-	-	-	N51502576	-	-	N51502579
2300VT	-	X	-	-	-	-	-
2750V	X	-	X	-	-	-	-
2750VT	-	X	-	-	-	X	-
2750VT	-	X	-	-	-	-	-
3300V NXT2	-	-	X	-	X	-	-
AL650	-	-	-	X	-	-	-
AL750	-	-	-	X	-	-	X
ALT750	-	-	-	X	-	-	X
MLA 6-65 H-Z	-	-	-	X	-	-	-
MLA-T 516-75 H	-	-	-	X	-	-	X
V275	X	-	X	-	-	-	-
V330 GEN:2	-	-	X	-	X	-	-
V330 GEN:2	-	-	X	-	X	-	-
VT230	-	X	-	-	-	-	-
VT275	-	X	-	-	-	X	-
VT275	-	X	-	-	-	-	-
1850RT <b>OLD</b>	-	X	-	-	-	-	-
2150RT <b>OLD</b>	-	X	-	-	-	X	-
2600R <b>OLD</b>	-	-	X	-	-	-	-
2700V NXT2 <b>OLD</b>	X	-	-	-	-	-	-
4200V <b>OLD</b>	-	-	-	-	X	-	-
ALT750 <b>OLD</b>	-	-	-	X	-	-	X
ALT750 <b>OLD</b>	-	-	-	X	-	-	X
R260 <b>OLD</b>	-	-	X	-	-	-	-
RT185 <b>OLD</b>	-	X	-	-	-	-	-
RT215 <b>OLD</b>	-	X	-	-	-	X	-
V270 <b>OLD</b>	X	-	-	-	-	-	-

TABLE SYMBOL					
	No predisposition required		Hydraulic line		Return piping to hydraulic oil tank
	Electric predisposition		Platform predisposition		Tyre handler, cylinder handler predisposition



**Head Office**

B.P. 249 - 430 rue de l'Aubinière

44150 Ancenis Cedex - France

Tel: +33 (0)2 40 09 10 11 - Fax: +33 (0)2 40 09 10 97

[www.manitou.com](http://www.manitou.com)



This publication provides a description of the configuration versions and options for Manitou products, which may differ for equipment. The equipment presented in this brochure may be part of a series, as an option, or it may not be available, depending on the versions. Manitou reserves the right, at any time and without notice, to amend the specifications described and represented. The specifications provided do not bind the manufacturer. For more details, please contact your Manitou agent. This is not a contractually binding document. The presentation of the products is not contractually binding. List of specifications non-exhaustive. The logos as well as the visual identity of the company are owned by Manitou and cannot be used without authorisation. All rights reserved. The photos and diagrams contained in this brochure are only provided for consultation and information purposes.

MANITOU BF SA - Limited company with board of directors - Share capital: 39,668,399 euros - 857 802 508 RCS Nantes