

Technical sheet :

STANDARD DIGGING BUCKET WITH TEETH (COMPACT MACHINES)



Technical characteristics

- HD bolt-on teeth for more efficient digging.
- 400 HB steel reinforcements under the bucket.

Customer benefits

- Designed for all construction applications.

Capacities		BS 920 / 150 T	BS 920 / 250 T	BS 980 / 270 T	BS 1080 / 180 T	BS 1080 / 300 T	BS 1150 / 320 T	BS 1200 / 340 T	BS 1250 / 280 T	BS 1300 / 370 T	BS 1300 / 380 T
Heaped capacity (l)		150	250	270	180	300	320	340	280	370	380
Weight											
Overall weight (kg)		50	119	125	55	132	142	142	134	151	174
Weight and dimensions											
Overall height (mm)	h17	427	626	626	427	626	626	626	470	626	675
Width (mm)		920	920	980	1080	1080	1150	1200	1250	1300	1300
Depth (mm)	p5	700	907	907	700	907	898	907	841	907	822
Working Parameters											
Required machine equipment		✕	✕	✕	✕	✕	✕	✕	✕	✕	✕
Teeth		5	5	5	6	6	6	6	6	6	6

Machines compatibility	BS 920 / 150 T	BS 920 / 250 T	BS 980 / 270 T	BS 1080 / 180 T	BS 1080 / 300 T	BS 1150 / 320 T	BS 1200 / 340 T	BS 1250 / 280 T	BS 1300 / 370 T	BS 1300 / 380 T
All-Tach® Narrow	-	N004052	N004053	-	N004054	N004055	N004056	-	N004057	-
All-Tach®	N726003	-	-	N726004	-	-	-	N736004	-	N004082
4 point Carriage	-	N003052	N003053	-	N003054	N003055	N003056	-	N003057	N003082
Euro Carriage	-	-	N51502106	-	N51502107	N51502108	N51502109	-	N51502110	N50512157
850R	X	-	-	X	-	-	-	-	-	-
1050R	-	-	-	-	-	-	-	X	-	-
1050RT	-	-	-	-	-	-	-	X	-	-
1350RT	-	-	-	-	-	-	-	X	-	-
AL230	-	-	X	-	X	X	X	-	X	-
AL320	-	-	X	-	X	X	X	-	X	-
AL330	-	-	X	-	X	X	X	-	X	-
AL420	-	-	-	-	X	X	X	-	X	-
AL430	-	-	-	-	X	X	X	-	X	-
MLA 2-25 H	-	-	X	-	X	X	X	-	X	-
MLA 3-25 H	-	-	X	-	X	X	X	-	X	-
MLA 3-25 H-C	-	-	X	-	X	X	X	-	X	-
MLA 4-50 H	-	-	-	-	X	X	X	-	X	-
MLA 4-50 H-C	-	-	-	-	X	X	X	-	X	-
R105	-	-	-	-	-	-	-	X	-	-
RT105	-	-	-	-	-	-	-	X	-	-
RT135	-	-	-	-	-	-	-	X	-	-
1640E OLD	X	-	-	X	-	-	-	-	-	-
AL140 OLD	-	-	X	-	X	X	-	-	-	-
AL340 OLD	-	-	-	-	-	X	-	-	-	-
MLA 1-25 H OLD	-	X	X	-	X	X	X	-	-	-
MLA 3-35 H OLD	-	-	-	-	-	X	X	-	X	-
MLA 4-50 H OLD	-	-	-	-	X	X	X	-	X	X

Capacities		BS 1300 / 400 T	BS 1380 / 320 T	BS 1400 / 400 T	BS 1400 / 410 T	BS 1400 / 470 T	BS 1480 / 340 T	BS 1500 / 440 T	BS 1500 / 510 T	BS 1520 / 350 T	BS 1550 / 360 T
Heaped capacity (l)		400	320	400	410	470	340	440	510	350	360
Weight											
Overall weight (kg)		196	137	158	187	210	141	199	223	143	150
Weight and dimensions											
Overall height (mm)	h17	732	470	626	675	732	470	675	732	470	470
Width (mm)		1300	1380	1400	1400	1400	1480	1500	1500	1520	1550
Depth (mm)	p5	907	841	907	822	907	841	822	907	841	841
Working Parameters											
Required machine equipment		✗	✗	✗	✗	✗	✗	✗	✗	✗	✗
Teeth		6	7	7	7	7	7	7	7	7	7







Machines compatibility	BS 1300 / 400 T	BS 1380 / 320 T	BS 1400 / 400 T	BS 1400 / 410 T	BS 1400 / 470 T	BS 1480 / 340 T	BS 1500 / 440 T	BS 1500 / 510 T	BS 1520 / 350 T	BS 1550 / 360 T
All-Tach® Narrow	-	-	N004058	-	-	-	-	-	-	-
All-Tach®	N004085	N736005	-	N004083	N004086	N736062	N004084	N004091	N736006	N736066
4 point Carriage	N003085	-	N003058	52799519	N003086	-	N003084	N003091	-	-
Euro Carriage	N51502182	-	N51502111	N51502158	N51502183	-	N51502159	N51502184	-	-
1050R	-	X	-	-	-	X	-	-	-	-
1050RT	-	X	-	-	-	X	-	-	-	-
1350R NXT2	-	X	-	-	-	X	-	-	X	X
1350RT	-	X	-	-	-	X	-	-	X	X
1650RT	-	-	-	-	-	-	-	-	-	X
1950RT	-	-	-	-	-	-	-	-	-	X
1950RT	-	-	-	-	-	-	-	-	-	X
1950RT	-	-	-	-	-	-	-	-	-	X
1950RT	-	-	-	-	-	-	-	-	-	X
AL320	-	-	-	X	-	-	-	-	-	-
AL330	-	-	-	X	-	-	-	-	-	-
AL420	-	-	X	X	-	-	-	-	-	-
AL430	-	-	X	X	-	-	-	-	-	-
AL530	X	-	-	-	X	-	-	X	-	-
AL550	X	-	-	-	X	-	-	X	-	-
MLA 3-25 H	-	-	-	X	-	-	-	-	-	-
MLA 3-25 H-C	-	-	-	X	-	-	-	-	-	-
MLA 4-50 H	-	-	X	X	-	-	-	-	-	-
MLA 4-50 H-C	-	-	X	X	-	-	-	-	-	-
MLA 5-50 H	X	-	-	-	X	-	-	X	-	-
MLA 5-60 H-Z	X	-	-	-	X	-	-	X	-	-
R105	-	X	-	-	-	X	-	-	-	-
RT105	-	X	-	-	-	X	-	-	-	-
RT135	-	X	-	-	-	X	-	-	X	X
RT165	-	-	-	-	-	-	-	-	-	X
RT195 - NEW	-	-	-	-	-	-	-	-	-	X
RT195 - NEW	-	-	-	-	-	-	-	-	-	X
RT195 - NEW	-	-	-	-	-	-	-	-	-	X
AL440 OLD	-	-	-	X	-	-	-	-	-	-
MLA 3-35 H OLD	-	-	X	-	-	-	-	-	-	-
MLA 4-50 H OLD	-	-	X	X	-	-	X	-	-	-

Capacities		BS 1650 / 730 T	BS 1680 / 400 T (a)	BS 1680 / 400 T (b)	BS 1680 / 480 T	BS 1680 / 670 T	BS 1760 / 500 T	BS 1760 / 580 T	BS 1760 / 700 T	BS 1800 / 800 T	BS 1830 / 520 T
Heaped capacity (l)		730	400	400	480	670	580	500	700	800	600
Weight											
Overall weight (kg)		273	148	148	-	295	190	190	305	294	220
Weight and dimensions											
Overall height (mm)	h17	730	450	450	502	600	501	502	600	730	501
Width (mm)		1650	1680	1680	1680	1680	1760	1760	1760	1800	1830
Depth (mm)	p5	1124	843	843	924	1100	916	924	1100	1124	916
Working Parameters											
Required machine equipment		✗	✗	✗	✗	✗	✗	✗	✗	✗	✗
Teeth		8	8	8	8	8	8	8	8	9	9

Machines compatibility	BS 1650 / 730 T	BS 1680 / 400 T (a)	BS 1680 / 400 T (b)	BS 1680 / 480 T	BS 1680 / 670 T	BS 1760 / 500 T	BS 1760 / 580 T	BS 1760 / 700 T	BS 1800 / 800 T	BS 1830 / 520 T
All-Tach® Narrow	-	-	-	-	-	-	-	-	-	-
All-Tach®	N51502541	N747005	N51502459	N51502458	N51502025	N51502460	N748002	N51502026	N51502540	N51502462
4 point Carriage	N51502612	-	-	-	-	-	-	-	N51502615	-
Euro Carriage	N51502571	-	-	-	-	-	-	-	N51502574	-
1350RT	-	X	-	-	-	-	-	-	-	-
1650R	-	X	-	-	-	-	X	-	-	-
1650RT	-	X	-	-	-	-	X	-	-	-
1950RT	-	X	-	-	-	-	X	-	-	-
1950RT	-	X	-	-	-	-	X	-	-	-
1950RT	-	X	-	-	-	-	X	-	-	-
1950RT	-	X	-	-	-	-	X	-	-	-
2100V	-	X	-	X	-	X	-	-	-	-
2100VT	-	-	-	-	X	-	-	-	-	-
2300V	-	-	-	-	-	X	X	-	-	X
2300VT	-	X	-	-	X	-	-	-	-	-
2300VT	-	X	-	-	X	-	X	-	-	-
2750V	-	-	-	-	-	-	X	-	-	-
AL650	X	-	-	-	-	-	-	-	X	-
AL750	X	-	-	-	-	-	-	-	X	-
MLA 6-65 H-Z	X	-	-	-	-	-	-	-	X	-
MLA-T 516-75 H	X	-	-	-	-	-	-	-	X	-
MLA-T 516-75 H	X	-	-	-	-	-	-	-	X	-
R165	-	X	-	-	-	-	X	-	-	-
RT135	-	X	-	-	-	-	-	-	-	-
RT165	-	X	-	-	-	-	X	-	-	-
RT195 - NEW	-	X	-	-	-	-	X	-	-	-
RT195 - NEW	-	X	-	-	-	-	X	-	-	-
RT195 - NEW	-	X	-	-	-	-	X	-	-	-
V210	-	X	-	X	-	X	-	-	-	-
V230	-	-	-	-	-	X	X	-	-	X
V275	-	-	-	-	-	-	X	-	-	-
VT210	-	-	-	-	X	-	-	-	-	-
VT230	-	X	-	-	X	-	-	-	-	-
VT230	-	X	-	-	X	-	X	-	-	-
1850RT OLD	-	-	-	-	X	-	-	X	-	-
1900R OLD	-	-	X	X	-	X	-	-	-	-
2200R OLD	-	-	-	-	-	X	-	-	-	X
2600R OLD	-	-	-	-	-	-	-	-	-	X
2700V NXT2 OLD	-	-	-	-	-	-	X	-	-	-
ALT750 OLD	X	-	-	-	-	-	-	-	X	-
ALT750 OLD	X	-	-	-	-	-	-	-	X	-
R220 OLD	-	-	-	-	-	X	-	-	-	X
R260 OLD	-	-	-	-	-	-	-	-	-	X
RT185 OLD	-	-	-	-	X	-	-	X	-	-
V270 OLD	-	-	-	-	-	-	X	-	-	-

Capacities		BS 1830 / 600 T	BS 1850 / 740 T	BS 1880 / 750 T	BS 1950 / 860 T	BS 2140 / 870 T (a)	BS 2140 / 870 T (b)	BS 2150 / 950 T
Heaped capacity (l)		520	740	750	870	870	870	960
Weight								
Overall weight (kg)		206	315	315	309	320	230	344
Weight and dimensions								
Overall height (mm)	h17	502	600	600	730	600	600	730
Width (mm)		1830	1850	1880	1950	2140	2140	2150
Depth (mm)	p5	924	1100	1100	1124	1100	1100	1124
Working Parameters								
Required machine equipment		✗	✗	✗	✗	✗	✗	✗
Teeth		9	9	9	9	11	11	11

Machines compatibility	BS 1830 / 600 T	BS 1850 / 740 T	BS 1880 / 750 T	BS 1950 / 860 T	BS 2140 / 870 T (a)	BS 2140 / 870 T (b)	BS 2150 / 950 T
All-Tach® Narrow	-	-	-	-	-	-	-
All-Tach®	N757074	N51502027	N51502072	N51502539	N700245	N51502028	N51502538
4 point Carriage	-	-	-	N51502619	-	-	N51502621
Euro Carriage	-	-	-	N51502578	-	-	N51502580
2300VT	-	X	-	-	-	-	-
2750V	X	-	X	-	-	-	-
2750VT	-	X	-	-	-	X	-
2750VT	-	X	-	-	-	-	-
3300V NXT2	-	-	X	-	X	-	-
AL650	-	-	-	X	-	-	-
AL750	-	-	-	X	-	-	X
MLA 6-65 H-Z	-	-	-	X	-	-	-
MLA-T 516-75 H	-	-	-	X	-	-	X
MLA-T 516-75 H	-	-	-	X	-	-	X
V275	X	-	X	-	-	-	-
V330 GEN:2	-	-	X	-	X	-	-
V330 GEN:2	-	-	X	-	X	-	-
VT230	-	X	-	-	-	-	-
VT275	-	X	-	-	-	X	-
VT275	-	X	-	-	-	-	-
1850RT OLD	-	X	-	-	-	-	-
2150RT OLD	-	X	-	-	-	X	-
2600R OLD	-	-	X	-	-	-	-
2700V NXT2 OLD	X	-	-	-	-	-	-
4200V OLD	-	-	-	-	X	-	-
ALT750 OLD	-	-	-	X	-	-	X
ALT750 OLD	-	-	-	X	-	-	X
R260 OLD	-	-	X	-	-	-	-
RT185 OLD	-	X	-	-	-	-	-
RT215 OLD	-	X	-	-	-	X	-
V270 OLD	X	-	-	-	-	-	-

TABLE SYMBOL					
	No predisposition required		Hydraulic line		Return piping to hydraulic oil tank
	Electric predisposition		Platform predisposition		Tyre handler, cylinder handler predisposition



Head Office

B.P. 249 - 430 rue de l'Aubinière
44150 Ancenis Cedex - France

Tel: +33 (0)2 40 09 10 11 - Fax: +33 (0)2 40 09 10 97

www.manitou.com



This publication provides a description of the configuration versions and options for Manitou products, which may differ for equipment. The equipment presented in this brochure may be part of a series, as an option, or it may not be available, depending on the versions. Manitou reserves the right, at any time and without notice, to amend the specifications described and represented. The specifications provided do not bind the manufacturer. For more details, please contact your Manitou agent. This is not a contractually binding document. The presentation of the products is not contractually binding. List of specifications non-exhaustive. The logos as well as the visual identity of the company are owned by Manitou and cannot be used without authorisation. All rights reserved. The photos and diagrams contained in this brochure are only provided for consultation and information purposes.

MANITOU BF SA - Limited company with board of directors - Share capital: 39,668,399 euros - 857 802 508 RCS Nantes