

Technical sheet :

# **TILTING FORKS CARRIAGE WITH LOAD BACKREST (MLT - MT)**

---



---

## **Customer benefits**

- Load backrests stabilize paletized loads during transport.
- Especially useful for high pallets.







## **Technical characteristics**

- Load backrests bolted on «PFB» tilting fork carriages.
- Note: to be used with FEM forks.

Capacities		PFB 25N 1020 LB	PFB 25N 1260 LB	PFB 35N 1260 LB	PFB 35N 1470 LB	PFB 45N 1670 LB	PFB 45N 2000 LB
Capacity (kg)		2500	2500	3500	3500	4500	4500
Weight							
Overall weight (kg)		105	118	130	158	310	360
Weight and dimensions							
Overall height (mm)	h17	1176	1188	1185	1185	1209	1209
Width (mm)		1044	1284	1284	1494	1810	2140
Working Parameters							
Machine Equipment		✕	✕	✕	✕	✕	✕
Available fork dimensions							
125 x 45 x 1200		52000198	52000199	52000200	52000201		
125 x 50 x 1200						52000202	52000203

Machines compatibility	PFB 25N 1020 LB	PFB 25N 1260 LB	PFB 35N 1260 LB	PFB 35N 1470 LB	PFB 45N 1670 LB	PFB 45N 2000 LB
ALT950	-	-	X	-	-	-
MLA-T 533-145 V+ - ST5	-	-	X	-	-	-
MLT 625-75 H	X	X	-	-	-	-
MLT 630-115	-	-	X	X	-	-
MLT 630-115 V	-	-	X	X	-	-
MLT 630-115 V CP	-	-	X	X	-	-
MLT 635-130 PS+	-	-	X	X	-	-
MLT 635-140 V+	-	-	X	X	-	-
MLT 730-115 V	-	-	X	X	-	-
MLT 730-115 V CP	-	-	X	X	-	-
MLT 733-115 LSU	-	-	X	X	-	-
MLT 737-130 PS+	-	-	-	-	X	X
MLT 741-130 PS+	-	-	-	-	X	X
MLT 741-140 V+	-	-	-	-	X	X
MLT 841-145 PS+	-	-	-	-	X	X
MLT 940-140 V+	-	-	-	-	X	X
MLT 1041-145 PS+L	-	-	-	-	X	X
MLFX 625-75 H	X	X	-	-	-	-
MLFX 735 T LSU	-	-	X	X	-	-
MLFX 735 T LSU (70 KW)	-	-	X	X	-	-
MLFX 737-130 PS+	-	-	-	-	X	X
MLFX 841 - 145 PS+	-	-	-	-	X	X
MLFX 1041-145 PS+L	-	-	-	-	X	X
MT 625 e	X	-	-	-	-	-
MT 625 H	X	-	-	-	-	-
MT 625 H Comfort	X	-	-	-	-	-
MT 625 HA	X	-	-	-	-	-
MT 735 75D ST5	-	-	X	X	-	-
MT 935 75D ST5	-	-	X	X	-	-
MT 1135 75 D	-	-	X	X	-	-
MT 1135 H 100D	-	-	X	X	-	-
MT 1335 75D ST5	-	-	X	X	-	-
MT 1335 100D ST5	-	-	X	X	-	-
MT 1335 H 75D ST5	-	-	X	X	-	-
MT 1335 H 100D ST5	-	-	X	X	-	-
MT 1440 A ST5	-	-	-	-	X	X
MT 1440 easy ST5	-	-	-	-	X	X
MT 1440 HA ST5	-	-	-	-	X	X
MT 1440 ST5	-	-	-	-	X	X
MT 1840 A 100D ST5 S1	-	-	-	-	X	X
MT 1840 easy ST5	-	-	-	-	X	X
MT 1840 HA	-	-	-	-	X	X
MT 1840 ST5	-	-	-	-	X	X
MTX 733	-	-	X	X	-	-
MTX 1033	-	-	X	X	-	-
MTX 1440	-	-	-	-	X	X
MTX 1440 A	-	-	-	-	X	X
MTX 1840	-	-	-	-	X	X
MTX 1840 A	-	-	-	-	X	X
MLT 630-105 ST4 <b>OLD</b>	-	-	X	X	-	-
MLT 630-105 V CP ST4 <b>OLD</b>	-	-	X	X	-	-
MLT 630-105 V ST4 <b>OLD</b>	-	-	X	X	-	-
MLT 635-130 PS+ ST4 <b>OLD</b>	-	-	X	X	-	-
MLT 635-140 V+ ST4 <b>OLD</b>	-	-	X	X	-	-
MLT 730-115 V CP ST4 <b>OLD</b>	-	-	X	X	-	-
MLT 730-115 V ST4 <b>OLD</b>	-	-	X	X	-	-
MLT 733-115 <b>OLD</b>	-	-	X	X	-	-
MLT 733-115 LSU ST4 <b>OLD</b>	-	-	X	X	-	-
MLT 733-115 ST4 <b>OLD</b>	-	-	X	X	-	-
MLT 737-130 PS+ ST4 <b>OLD</b>	-	-	-	-	X	X
MLT 741-140 V+ ST4 <b>OLD</b>	-	-	-	-	X	X
MLT 840-145 PS+ <b>OLD</b>	-	-	-	-	X	-
MLT 940-140 V+ ST4 <b>OLD</b>	-	-	-	-	X	X
MLT 1040-145 PS+ L <b>OLD</b>	-	-	-	-	X	-
MLFX 737-130 PS+ <b>OLD</b>	-	-	-	-	X	X
MLFX 741-140 V+ S1 <b>OLD</b>	-	-	-	-	X	X

Machines compatibility	PFB 25N 1020 LB	PFB 25N 1260 LB	PFB 35N 1260 LB	PFB 35N 1470 LB	PFB 45N 1670 LB	PFB 45N 2000 LB
MLTX 840-140 PS+ <b>OLD</b>	-	-	-	-	X	-
MLTX 1040-140 PS+ L <b>OLD</b>	-	-	-	-	X	-
MT 733 Easy <b>OLD</b>	-	-	X	X	-	-
MT 933 Easy <b>OLD</b>	-	-	X	X	-	-
MT 1033 easy <b>OLD</b>	-	-	X	X	-	-
MT 1135 <b>OLD</b>	-	-	X	X	-	-
MT 1135 easy ST5 <b>OLD</b>	-	-	X	X	-	-
MT 1135 H easy ST5 <b>OLD</b>	-	-	X	X	-	-
MT 1135 HA Easy ST5 <b>OLD</b>	-	-	X	X	-	-
MT 1135 ST5 <b>OLD</b>	-	-	X	X	-	-
MT 1335 <b>OLD</b>	-	-	X	X	-	-
MT 1335 easy ST5 <b>OLD</b>	-	-	X	X	-	-
MT 1335 H easy ST5 <b>OLD</b>	-	-	X	X	-	-
MT 1335 HA easy ST5 <b>OLD</b>	-	-	X	X	-	-
MT 1335 ST5 <b>OLD</b>	-	-	X	X	-	-
MT 1440 <b>OLD</b>	-	-	-	-	X	X
MT 1440 A <b>OLD</b>	-	-	-	-	X	X
MT 1440 HA <b>OLD</b>	-	-	-	-	X	X
MT 1840 <b>OLD</b>	-	-	-	-	X	X
MT 1840 A <b>OLD</b>	-	-	-	-	X	X
MT 1840 HA <b>OLD</b>	-	-	-	-	X	X

TABLE SYMBOL					
	No predisposition required		Hydraulic line		Return piping to hydraulic oil tank
	Electric predisposition		Platform predisposition		Tyre handler, cylinder handler predisposition



**Head Office**

B.P. 249 - 430 rue de l'Aubinière

44150 Ancenis Cedex - France

Tel: +33 (0)2 40 09 10 11 - Fax: +33 (0)2 40 09 10 97

[www.manitou.com](http://www.manitou.com)



This publication provides a description of the configuration versions and options for Manitou products, which may differ for equipment. The equipment presented in this brochure may be part of a series, as an option, or it may not be available, depending on the versions. Manitou reserves the right, at any time and without notice, to amend the specifications described and represented. The specifications provided do not bind the manufacturer. For more details, please contact your Manitou agent. This is not a contractually binding document. The presentation of the products is not contractually binding. List of specifications non-exhaustive. The logos as well as the visual identity of the company are owned by Manitou and cannot be used without authorisation. All rights reserved. The photos and diagrams contained in this brochure are only provided for consultation and information purposes.

MANITOU BF SA - Limited company with board of directors - Share capital: 39,668,399 euros - 857 802 508 RCS Nantes