

Technical sheet :

TILTING FORKS CARRIAGE WITH SIDE SHIFT - LOAD BACKREST (MLT - MT)






Customer benefits







- Tilting fork carriage with hydraulic side shift and load backrest for efficient high/bulky load placement.
- Guarantees an accurate and efficient positioning of the handled palets.

Technical characteristics

- Bolt-on load backrest for a higher load stability.
- Note: to be used with FEM forks.

Capacities		PBF 45N 1670 SS LB	PFB 25N 1020 SS LB	PFB 35N 1260 SS LB
Capacity (kg)		4500	2500	3500
Weight				
Overall weight (kg)		595	170	210
Weight and dimensions				
Overall height (mm)	h17	1258	1222	1229
Width (mm)		1810	1044	1284
Working Parameters				
Machine Equipment				
Side shift (mm)		100	100	100
Available fork dimensions				
125 x 45 x 1200			52000204	52000205
125 x 50 x 1200		52000206		

Machines compatibility	PBF 45N 1670 SS LB	PFB 25N 1020 SS LB	PFB 35N 1260 SS LB
ALT950	-	-	X
MLA-T 533-145 V+ - ST5	-	-	X
MLFX 741 T LSU	X	-	-
MT 625 e	-	X	-
MT 625 H	-	X	-
MT 625 H Comfort	-	X	-
MT 625 HA	-	X	-
MT 735 75D ST5	-	-	X
MT 935 75D ST5	-	-	X
MT 1135 75 D	-	-	X
MT 1135 H 100D	-	-	X
MT 1335 75D ST5	-	-	X
MT 1335 100D ST5	-	-	X
MT 1335 H 75D ST5	-	-	X
MT 1335 H 100D ST5	-	-	X
MT 1440 A ST5	X	-	-
MT 1440 easy ST5	X	-	-
MT 1440 HA ST5	X	-	-
MT 1440 ST5	X	-	-
MT 1840 A 100D ST5 S1	X	-	-
MT 1840 easy ST5	X	-	-
MT 1840 HA	X	-	-
MT 1840 ST5	X	-	-
MT-X 733	-	-	X
MT-X 1033	-	-	X
MT-X 1440	X	-	-
MT-X 1440 A	X	-	-
MT-X 1840	X	-	-
MT-X 1840 A	X	-	-
MT 733 Easy OLD	-	-	X
MT 933 Easy OLD	-	-	X
MT 1033 easy OLD	-	-	X
MT 1135 H easy ST5 OLD	-	-	X
MT 1135 HA Easy ST5 OLD	-	-	X
MT 1135 ST5 OLD	-	-	X
MT 1335 OLD	-	-	X
MT 1335 easy ST5 OLD	-	-	X
MT 1335 H easy ST5 OLD	-	-	X
MT 1335 ST5 OLD	-	-	X
MT 1440 OLD	X	-	-
MT 1440 A OLD	X	-	-
MT 1440 HA OLD	X	-	-
MT 1840 OLD	X	-	-
MT 1840 A OLD	X	-	-
MT 1840 HA OLD	X	-	-

TABLE SYMBOL					
	No predisposition required		Hydraulic line		Return piping to hydraulic oil tank
	Electric predisposition		Platform predisposition		Tyre handler, cylinder handler predisposition



Head Office

B.P. 249 - 430 rue de l'Aubinière

44150 Ancenis Cedex - France

Tel: +33 (0)2 40 09 10 11 - Fax: +33 (0)2 40 09 10 97

www.manitou.com



This publication provides a description of the configuration versions and options for Manitou products, which may differ for equipment. The equipment presented in this brochure may be part of a series, as an option, or it may not be available, depending on the versions. Manitou reserves the right, at any time and without notice, to amend the specifications described and represented. The specifications provided do not bind the manufacturer. For more details, please contact your Manitou agent. This is not a contractually binding document. The presentation of the products is not contractually binding. List of specifications non-exhaustive. The logos as well as the visual identity of the company are owned by Manitou and cannot be used without authorisation. All rights reserved. The photos and diagrams contained in this brochure are only provided for consultation and information purposes.

MANITOU BF SA - Limited company with board of directors - Share capital: 39,668,399 euros - 857 802 508 RCS Nantes