


Technical sheet :

# TUNNELING PLATFORM





## Customer benefits

- Maximum protection for tunneling applications
- No unsafe climbing on the platform required to work above the FOPS roof.
- To use heavy tools in the platform.
- No compromise on safety: EN 280 compliant.

## Technical characteristics

- Platform fitted with a FOPS-TYPE roof (length: 580 mm / 23 in / full platform width / 1930 mm / 76 in under the roof).
- Protected elevated position (+ 300 mm / 12 in).
- Capacity 1000 kg / 2205 ft.
- Rotation 90° on both sides.
- Access: sliding bar on one side.
- Fork sleeves for yard handling.

[The 3D picture at the top of this page is the reference 52574289 - GALLERY PLATFORM].

Technical characteristics		GALLERY PLATFORM	PST 1800 / 1000 3P FOPS1
Number of people		3	3
Capacities			
Capacity (kg)		1000	1000
Weight			
Overall weight (kg)		730	730
Weight and dimensions			
Overall height (mm)	h17	2125	2125
Overall length (mm)	l1	2175	2175
Width (mm)		1990	1990
Depth (mm)	p5	1000	1000
Working Parameters			
Machine Equipment			
Rotation 1 (°)		90	90
Rotation 2 (°)		90	90

Machines compatibility		GALLERY PLATFORM	PST 1800 / 1000 3P FOPS1
Reference number		-	52574289
MT-X 1033 A Mining		-	X
Reference number E-RECO		921956	52719262
MHT 790 Mining ST5		-	X
MHT 790 ST5		-	X
MHT-X 790 ST3A		-	X
MRT 1645 75		-	X
MRT 1645 115		-	X
MRT 1845 75		-	X
MRT 1845 115		-	X
MRT 2145 115		-	X
MRT 2260		-	X
MRT 2260 e		-	X
MRT 2545 115		-	X
MRT 2570		-	X
MRT 2660		-	X
MRT 2660 e		-	X
MRT 3060		-	X
MRT 3570		-	X
MRT 3570 ES		-	X
MRT-X 1645		-	X
MRT-X 1845		-	X
MRT-X 2145		-	X
MRT-X 2260		-	X
MRT-X 2545		-	X
MRT-X 2570		-	X
MRT-X 2660		-	X
MRT-X 3060		-	X
MRT-X 3570		-	X
MRT-X 3570 ES		-	X
MHT 790 <b>OLD</b>		X	X
MHT-X 790 <b>OLD</b>		-	X
MHT-X 790 Mining <b>OLD</b>		-	X
MRT 1440 Easy T4 S2 400° <b>OLD</b>		X	-
MRT 1640 Easy T4 S2 360° <b>OLD</b>		X	-
MRT 1640 Easy T4 S2 400° <b>OLD</b>		X	-
MRT 1840 Easy T4 S2 360° <b>OLD</b>		X	-
MRT 1840 Easy T4 S2 400° <b>OLD</b>		X	-
MRT 2145 Easy 3B S2 400° <b>OLD</b>		X	-
MRT 2145 Easy T4 S2 360° <b>OLD</b>		X	-
MRT 2145 Easy T4 S2 400° <b>OLD</b>		X	-
MRT 2150 Privilege Plus <b>OLD</b>		X	-
MRT 2470 Privilege Plus <b>OLD</b>		X	-
MRT 2545 Easy T4 S2 360° <b>OLD</b>		X	-
MRT 2545 Easy T4 S2 400° <b>OLD</b>		X	-
MRT 2550 Privilege Plus <b>OLD</b>		X	-
MRT 3050 Privilege Plus <b>OLD</b>		X	-
MRT-X 1840 Easy 360° <b>OLD</b>		X	-
MRT-X 1840 Easy 400° <b>OLD</b>		X	-
MRT-X 2145 Easy 360° <b>OLD</b>		X	-
MRT-X 2145 Easy 400° <b>OLD</b>		X	-
MRT-X 2150 Privilege Plus <b>OLD</b>		X	-
MRT-X 2470 Privilege Plus <b>OLD</b>		X	-
MRT-X 2545 Easy 360° <b>OLD</b>		X	-
MRT-X 2545 Easy 400° <b>OLD</b>		X	-
MRT-X 2550 Privilege Plus <b>OLD</b>		X	-
MRT-X 3050 Privilege Plus <b>OLD</b>		X	-

TABLE SYMBOL					
	No predisposition required		Hydraulic line		Return piping to hydraulic oil tank

TABLE SYMBOL

	Electric predisposition		Platform predisposition		Tyre handler, cylinder handler predisposition
----------------------------------------------------------------------------------	-------------------------	----------------------------------------------------------------------------------	-------------------------	------------------------------------------------------------------------------------	-----------------------------------------------



**Head Office**

B.P. 249 - 430 rue de l'Aubinière

44150 Ancenis Cedex - France

Tel: +33 (0)2 40 09 10 11 - Fax: +33 (0)2 40 09 10 97

[www.manitou.com](http://www.manitou.com)



This publication provides a description of the configuration versions and options for Manitou products, which may differ for equipment. The equipment presented in this brochure may be part of a series, as an option, or it may not be available, depending on the versions. Manitou reserves the right, at any time and without notice, to amend the specifications described and represented. The specifications provided do not bind the manufacturer. For more details, please contact your Manitou agent. This is not a contractually binding document. The presentation of the products is not contractually binding. List of specifications non-exhaustive. The logos as well as the visual identity of the company are owned by Manitou and cannot be used without authorisation. All rights reserved. The photos and diagrams contained in this brochure are only provided for consultation and information purposes.

MANITOU BF SA - Limited company with board of directors - Share capital: 39,668,399 euros - 857 802 508 RCS Nantes