



GEHL®

Customer benefits

- Versatile bucket, especially interesting for rental operations.

Technical characteristics

- Increased capacity for materials with a medium density (<math><1,5t/m^3</math>).
- Strong construction for intensive loading applications.
- 400HB wear plate & side plates.







 **ATTACHMENTS**

Capacities		BU 920 / 210	BU 1080 / 250	BU 1380 / 380	BU 1520 / 430	BU 1680 / 590	BU 1680 / 790	BU 1760 / 690	BU 1760 / 740	BU 1760 / 830	BU 1830 / 720
Capacity (kg)		315	375	570	645	885	1185	1035	1110	1245	1080
Heaped capacity (l)		210	250	380	430	590	790	690	740	830	720
Weight											
Overall weight (kg)		58	60	146	-	250	-	255	210	-	260
Weight and dimensions											
Overall height (mm)	h17	463	463	524	524	572	732	645	670	732	645
Width (mm)		920	1080	1380	1520	1680	1680	1760	1760	1760	1830
Depth (mm)	p5	889	889	889	889	948	1055	952	960	1055	952
Working Parameters											
Machine Equipment		✗	✗	✗	✗	✗	✗	✗	✗	✗	✗

Compatibilità della macchina	BU 920 / 210	BU 1080 / 250	BU 1380 / 380	BU 1520 / 430	BU 1680 / 590	BU 1680 / 790	BU 1760 / 690	BU 1760 / 740	BU 1760 / 830	BU 1830 / 720
All-Tach®	N726006	N726007	N736011	N736012	N747008	N51502033	N757009	N51502466	N51502034	N757010
1050R	-	-	X	-	-	-	-	-	-	-
1050RT	-	-	X	-	-	-	-	-	-	-
1350R NXT2	-	-	X	X	X	-	-	-	-	-
1350RT	-	-	X	X	X	-	-	-	-	-
1640 E	X	X	-	-	-	-	-	-	-	-
1650R	-	-	-	-	X	-	X	-	-	-
1650RT	-	-	-	-	X	-	X	-	-	-
1850RT	-	-	-	-	-	X	-	-	X	-
1900R	-	-	-	-	X	-	-	X	-	-
1950RT	-	-	-	-	X	-	X	-	-	-
1950RT	-	-	-	-	X	-	X	-	-	-
1950RT	-	-	-	-	X	-	X	-	-	-
1950RT	-	-	-	-	X	-	X	-	-	-
2100V	-	-	-	-	X	-	-	-	-	-
2100VT	-	-	-	-	-	-	-	-	X	-
2200R	-	-	-	-	-	-	-	X	-	-
2300V	-	-	-	-	-	-	X	X	-	-
2700V NXT2	-	-	-	-	-	-	X	-	-	X
2750V	-	-	-	-	-	-	X	X	-	-
R105	-	-	X	-	-	-	-	-	-	-
R165	-	-	-	-	X	-	X	-	-	-
R220	-	-	-	-	-	-	-	X	-	-
RT105	-	-	X	-	-	-	-	-	-	-
RT135	-	-	X	X	X	-	-	-	-	-
RT165	-	-	-	-	X	-	X	-	-	-
RT185	-	-	-	-	-	X	-	-	X	-
RT195 - NEW	-	-	-	-	X	-	X	-	-	-
RT195 - NEW	-	-	-	-	X	-	X	-	-	-
RT195 - NEW	-	-	-	-	X	-	X	-	-	-
V210 - NEW	-	-	-	-	X	-	-	-	-	-
V230 - NEW	-	-	-	-	-	-	X	X	-	-
V275 - NEW	-	-	-	-	-	-	X	X	-	-
VT210 - NEW	-	-	-	-	-	-	-	-	X	-
V270 OLD	-	-	-	-	-	-	X	-	-	X

Capacities		BU 1830 / 780	BU 1850 / 900	BU 1880 / 900	BU 2080 / 1010	BU 2140 / 1050 (a)	BU 2140 / 1050 (b)
Capacity (kg)		1170	1350	1350	1515	1575	1575
Heaped capacity (l)		780	900	900	1010	1050	1050
Weight							
Overall weight (kg)		225	-	360	370	378	378
Weight and dimensions							
Overall height (mm)	h17	670	732	732	732	732	732
Width (mm)		1830	1850	1880	2080	2140	2140
Depth (mm)	p5	960	1055	1055	1055	1055	1055
Working Parameters							
Machine Equipment		×	×	×	×	×	×

Compatibilità della macchina	BU 1830 / 780	BU 1850 / 900	BU 1880 / 900	BU 2080 / 1010	BU 2140 / 1050 (a)	BU 2140 / 1050 (b)
All-Tach®	N51502467	N51502035	N51502074	N51502075	N700247	N51502036
1850RT	-	X	-	-	-	-
2100VT	-	X	-	X	-	-
2150RT	-	X	-	-	-	X
2200R	X	-	-	-	-	-
2300VT	-	X	-	-	-	-
2600R	X	-	X	-	-	-
2750V	-	-	X	X	-	-
2750VT	-	X	-	-	-	X
3300V NXT2	-	-	X	X	X	-
4200V	-	-	-	X	X	-
R220	X	-	-	-	-	-
R260	X	-	X	-	-	-
RT185	-	X	-	-	-	-
RT215	-	X	-	-	-	X
V275 - NEW	-	-	X	X	-	-
V330 GEN:2	-	-	X	X	X	-
V330 GEN:2	-	-	X	X	X	-
VT210 - NEW	-	X	-	X	-	-
VT230 - NEW	-	X	-	-	-	-
VT275 - NEW	-	X	-	-	-	X
VT275 - NEW	-	X	-	-	-	-

TABELLA DEI SIMBOLI					
	Nessuna predisposizione richiesta		Linea idraulica		Ritorno idraulico al serbatoio
	Predisposizione elettrica		Predisposizione piattaforma		Predisposizione per la movimentazione dei pneumatici, dei cilindri



GEHL®

Siège Social
P.O. Box 179 - One Gehl Way - West Bend, WI, USA 53095
Tel: (262) 334-9461 - Fax: (262) 338-7517
www.gehl.com



This brochure describes versions and configuration options for Gehl products which may be fitted with different equipment. The equipment described in this brochure may be standard, optional or not available depending on version. Gehl reserves the right to change the specifications shown and described at any time and without prior warning. The manufacturer is not liable for the specifications given. For more information, contact your Gehl dealer. Non-contractual document. Product descriptions may differ from actual products. List of specifications is not comprehensive. The logos and visual identity of the company are the property of Gehl and may not be used without authorization. All rights reserved. The photos and diagrams contained in this brochure are provided for information only.

MANITOU EQUIPMENT AMERICAS, LLC - Limited company with board of directors - Share capital: 39,668,399 euros - 857 802 508 RCS West Bend