

Technical sheet :

# 120 SE S3

---

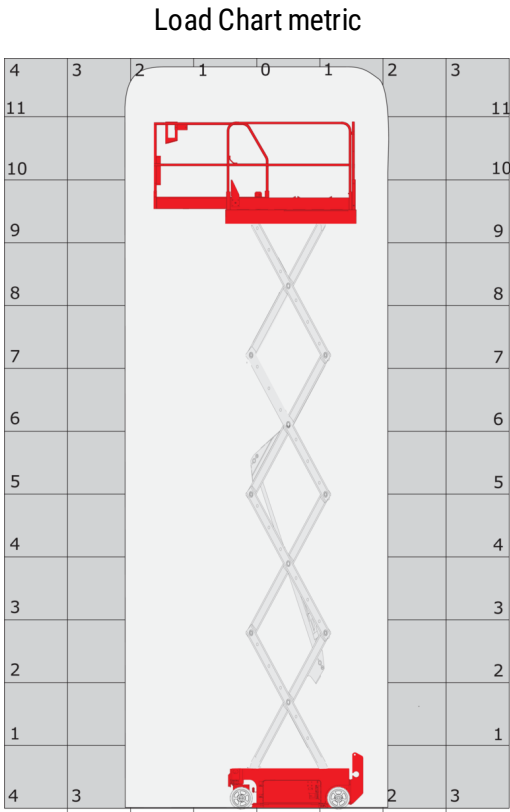


 **MANITOU**  
HANDLING YOUR WORLD

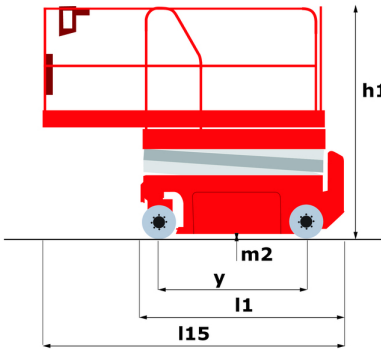
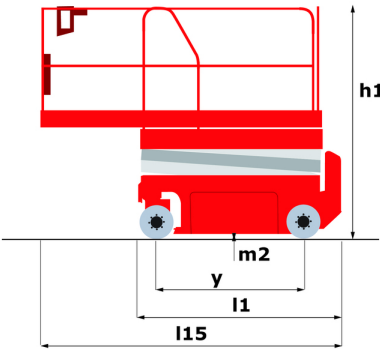
Capacities		Metric
Working height	h21	11.78 m
Working height maximum (indoor)	h21	11.78 m
Working height maximum (outdoor)	h21'	8.71 m
Platform height maximum (indoor)	h7	9.78 m
Platform height maximum (outdoor)	h7'	6.71 m
Platform capacity	Q	318 kg
Max. capacity on the extension deck		113 kg
Number of people (indoor / outdoor)		2 / 1
Weight and dimensions		
Platform weight*		2367 kg
Platform dimensions (length x width)	lp / ep	2.26 m x 1.16 m
Platform dimensions with extension (length x width)		3.18 m x 1.16 m
Overall length	l1	2.44 m
Overall width	b1	1.18 m
Overall height	h17	2.43 m
Overall height (stowed)	h18 ***	1.82 m
Internal turning radius / External turning radius	Wa3	0 mm/2.29 m
Ground clearance with pothole guards deployed	m6	0.02 m
Ground clearance with pothole guards folded	m2	0.12 m
Ground clearance at centre of wheelbase	m2	0.12 m
Wheelbase	y	1.85 m
Performances		
Drive speed - stowed		4 km/h
Drive speed - raised		0.80 km/h
Raise speed (laden) / Lower speed (laden)		53 s / 34 s
Gradeability		25 %
Indoor and outdoor max Tilt Rating (Fore and Aft / Side-to-Side)		3 ° / 1.50 °
Wheels		
Tires type		Non marking
Standard tires		380 x 130 mm
Drive wheels (front / rear)		2 / 0
Steering wheels (front / rear)		2 / 0
Braking wheels (front / rear)		2 / 0
Engine/Battery		
Battery voltage		6 V
Battery capacity		225 Ah
Battery energy		5 kWh
On-board charger (V / A)		24 V / 20 A
Miscellaneous		
Ground Pressure		10.26 dan/cm2
Hydraulic tank capacity		15.10 l
Noise to environment (LwA)		< 70 dB
Vibration on hands/arms		< 0.50 m/s²
Standards compliance		
This machine is in compliance with:		European directives: 2006/42/EC- Machinery (revised EN280:2013) - 2004/108/EC (EMC) - 2006/95/EC (Low voltage)

\*Varies according to options and standards of the country to which the machine is delivered

120 SE S3 - Load chart



120 SE S3 - Dimensional drawing



# Equipment

Standard
2 flashing LED beacons
2 swing out component trays (hydraulic/electric)
220V predisposition in the platform
Anti-slip platform surface
Audible alarm and illuminated indicator lamp (leveling, overload, lowering)
Battery charge indicator lamp
CAN bus technology
Descent alarm
Emergency stop
Emergency stop button in platform and on frame
Folding rails
Hom in the platform
Hour meter
Integrated diagnostic assistance
Load management according to environment (indoor/outdoor)
Manual emergency lowering
Multi-voltage integrated charger
Non-marking rubber tyres
Platform access gate
Pothole protection with automatic operation
Side and rear forklift pockets

Optional
Biodegradable oil
Cold weather protection oil
Safety harness



**Head Office**

B.P. 249 - 430 rue de l'Aubinière

44150 Ancenis Cedex - France

Tel: +33 (0)2 40 09 10 11 - Fax: +33 (0)2 40 09 10 97

[www.manitou.com](http://www.manitou.com)



This publication provides a description of the configuration versions and options for Manitou products, which may differ for equipment. The equipment presented in this brochure may be part of a series, as an option, or it may not be available, depending on the versions. Manitou reserves the right, at any time and without notice, to amend the specifications described and represented. The specifications provided do not bind the manufacturer. For more details, please contact your Manitou agent. This is not a contractually binding document. The presentation of the products is not contractually binding. List of specifications non-exhaustive. The logos as well as the visual identity of the company are owned by Manitou and cannot be used without authorisation. All rights reserved. The photos and diagrams contained in this brochure are only provided for consultation and information purposes.

MANITOU BF SA - Limited company with board of directors - Share capital: 39,668,399 euros - 857 802 508 RCS Nantes