

Technical sheet :

# VJR 26

OXYGEN  
by MANITOU



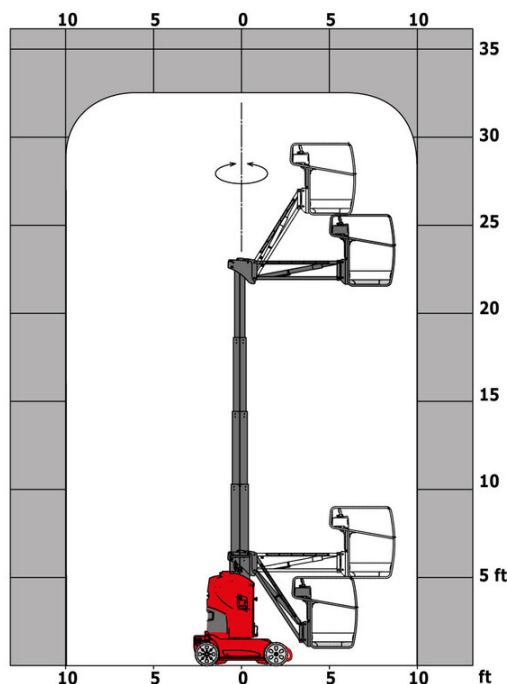
 **MANITOU**  
HANDLING YOUR WORLD

Capacities		Imperial
Platform height	h7	25 ft 9 in
Max. outreach		10 ft 4 in
Overhang		21 ft 11 in
Pendular arm rotation (top / bottom)		+58 ° / -56 °
Platform capacity	Q	441 lb
Number of people (indoor / outdoor)		2 / 1
Weight and dimensions		
Platform weight*		5842 lb
Platform dimensions (length x width)	lp / ep	3 ft 8 in x 3 ft 1 in
Floor height (access)	h20	1 ft 8 in
Overall length	l1	9 ft 2 in
Overall width	b1	3 ft 3 in
Overall height	h17	6 ft 6 in
Jib length	l13	4 ft 9 in
External turning radius	Wa3	6 ft 10 in
Ground clearance under pothole protection	m6	1 in
Ground clearance at centre of wheelbase	m2	4 in
Wheelbase	y	3 ft 11 in
Performances		
Drive speed - stowed		3 mph
Drive speed - raised		0.40 mph
Gradeability		25 %
Permissible leveling		2 °
Wheels		
Standard tires		16.5-11 1/4 / 406 x 127 mm
Drive wheels (front / rear)		0 / 2
Steering wheels (front / rear)		2 / 0
Braking wheels (front / rear)		0 / 2
Engine/Battery		
Lift motor power		3 kW
Number of hydraulic pump / Capacity of hydraulic pump		2 x 0.26 in <sup>3</sup>
Battery voltage		24 V
Battery capacity		250 Ah
On-board charger (V / A)		24 V / 30 mA
Miscellaneous		
Number of cycles with STD Battery (HIRD)		29
Ground Pressure		171 PSI
Hydraulic Pressure		2031 PSI
Hydraulic tank capacity		6 US gal
Vibration on hands/arms		< 0.50 m/s <sup>2</sup>
Standards compliance		
This machine is in compliance with:		ANSI A92.20-2018 CSA B354.6 ICES-002-Issue 6 Standard Canadian EMC

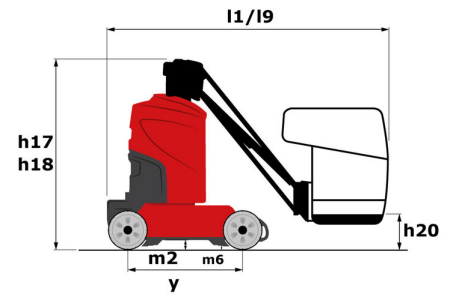
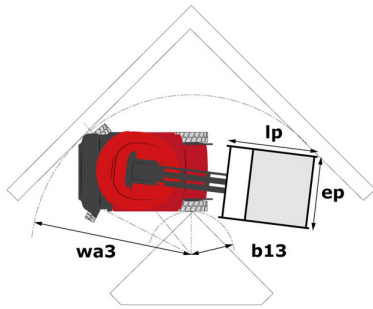
\*Varies according to options and standards of the country to which the machine is delivered

## VJR 26 - Load chart

Load Chart for MEWP (Imperial)



## VJR 26 - Dimensional drawing



## Equipment

### Standard

- 110 V American plug with differential circuit breaker
- Audible alarm and illuminated indicator lamp (leveling, overload, lowering)
- Battery charge indicator lamp
- CAN bus technology
- Emergency stop button in platform and on frame
- Fixed pothole protection
- Fork pockets
- Horn in the platform
- Hour meter
- Integrated diagnostic assistance
- Manual emergency lowering
- Multi-voltage integrated charger
- Negative-type braking on rear wheels
- Non-marking rubber tyres
- Pendular arm
- Platform with open-work floor
- Proportional controls
- Slings and securing rings
- Tool box in platform
- Traction battery

### Optional

- Biodegradable oil
- Coded anti-start
- Cold weather protection oil
- Water predisposition
- Working headlight in platform



**Head Office**

B.P. 249 - 430 rue de l'Aubinière

44150 Ancenis Cedex - France

Tel: +33 (0)2 40 09 10 11 - Fax: +33 (0)2 40 09 10 97

[www.manitou.com](http://www.manitou.com)



This publication provides a description of the configuration versions and options for Manitou products, which may differ for equipment. The equipment presented in this brochure may be part of a series, as an option, or it may not be available, depending on the versions. Manitou reserves the right, at any time and without notice, to amend the specifications described and represented. The specifications provided do not bind the manufacturer. For more details, please contact your Manitou agent. This is not a contractually binding document. The presentation of the products is not contractually binding. List of specifications non-exhaustive. The logos as well as the visual identity of the company are owned by Manitou and cannot be used without authorisation. All rights reserved. The photos and diagrams contained in this brochure are only provided for consultation and information purposes.

MANITOU BF SA - Limited company with board of directors - Share capital: 39,668,399 euros - 857 802 508 RCS Nantes