

TH10-55 - NEW

TH



*Specifications subject to change

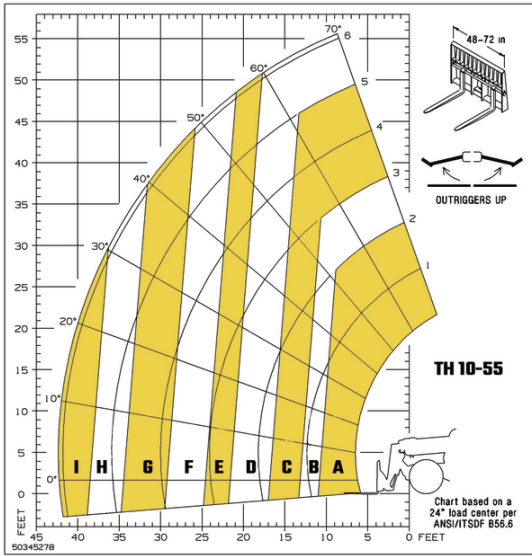
GEHL®

Capacities		Imperial
Max. capacity		10000 lb
Max. lifting height		55 ft 7 in
Max. outreach		42 ft 3 in
Weight and dimensions		
Overall length to carriage	l11	21 ft
Overall length (with forks)	l1	25 ft
Overall width	b1	8 ft 4 in
Overall height	h17	8 ft 6 in
Wheelbase	y	11 ft 6 in
Ground clearance	m4	1 ft 7 in
Overall cab width	b4	3 ft 1 in
Tilt-up angle	a4	34 °
Tilt-down angle	a5	96 °
External turning radius	Wa3	12 ft 9 in
Overall weight		30300 lb
Tires type		Pneumatic
Forks length / width / section	l / e / s	48 in x 5 in x 2 in
Frame leveling longitudinal +/-		10 °
Performances		
Lifting		16 s
Lowering		11 s
Extension		18 s
Retraction		16 s
Crowd		4 s
Dump		6 s
Engine		
Engine brand		Deutz
Engine norm		Tier 4 final
Engine model		TCD 3.6 L4
Number of cylinders / Capacity of cylinders		4 - 220 in ³
I.C. Engine power rating - Power		127 Hp / 95 kW
Max. torque / Engine rotation		369 ft/lbs @ 2300 rpm
Transmission		
Transmission type		Powershift
Number of gears (forward / reverse)		5 / 3
Max. travel speed		20 mph
Parking brake		Hydraulic spring release SAHR
Service brake		Wet disc brakes
Hydraulics		
Hydraulic pump type		Axial piston
Hydraulic flow / Pressure		40 US gpm-4000 PSI
Tank capacities		
Engine oil		2 US gal
Hydraulic oil		42 US gal
Fuel tank		38 US gal
DEF tank capacity		4 US gal
Noise and vibration		
Noise at driving position (LpA)		80 dB
Miscellaneous		
Steering wheels (front / rear)		2 / 2
Drive wheels (front / rear)		2 / 2
Controls		Joystick

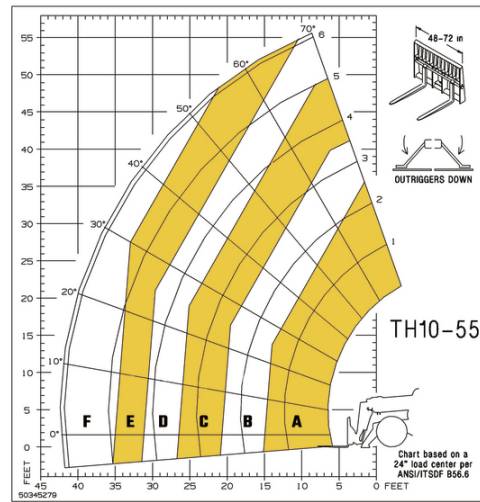
TH10-55 - NEW - Load chart

Machine on tires with forks Imperial


Machine on lowered stabilisers with forks Imperial



- A** 10,000 lbs
- B** 8,000 lbs
- C** 6,000 lbs
- D** 4,000 lbs
- E** 3,000 lbs
- F** 2,000 lbs
- G** 1,000 lbs
- H** 500 lbs
- I** NO LIFT



- 10,000 lbs
- 8,000 lbs
- 6,000 lbs
- 5,000 lbs
- 4,000 lbs
- 3,000 lbs



GEHL®

Siège Social
P.O. Box 179 - One Gehl Way - West Bend, WI, USA 53095
Tel: (262) 334-9461 - Fax: (262) 338-7517
www.gehl.com



This brochure describes versions and configuration options for Gehl products which may be fitted with different equipment. The equipment described in this brochure may be standard, optional or not available depending on version. Gehl reserves the right to change the specifications shown and described at any time and without prior warning. The manufacturer is not liable for the specifications given. For more information, contact your Gehl dealer. Non-contractual document. Product descriptions may differ from actual products. List of specifications is not comprehensive. The logos and visual identity of the company are the property of Gehl and may not be used without authorization. All rights reserved. The photos and diagrams contained in this brochure are provided for information only.

MANITOU EQUIPMENT AMERICAS, LLC - Limited company with board of directors - Share capital: 39,668,399 euros - 857 802 508 RCS West Bend