

Technical sheet :

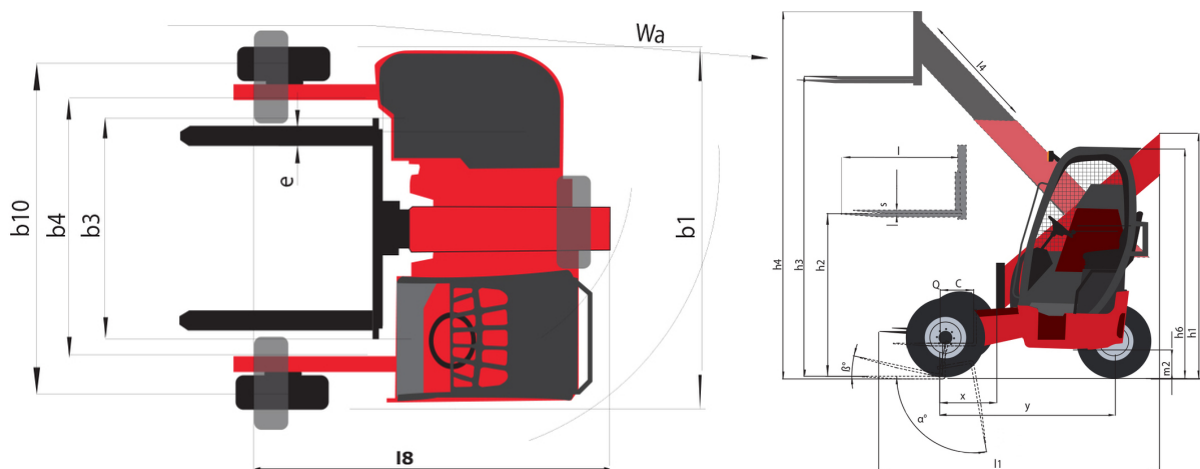
TMT-X 25 S K



 **MANITOU**
HANDLING YOUR WORLD

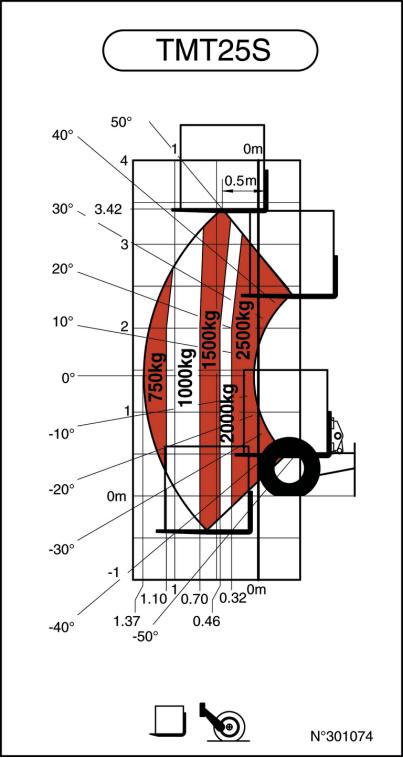
| | Technical characteristics | | Metric |
|-------|---|-----------|-------------------------------|
| 1.1 | Manufacturer | | Manitou |
| 1.2 | Model Name | | TMT-X 25 S K |
| 1.2.1 | Reach out equipment | | Telescopic boom |
| 1.3 | Power source | | Diesel |
| 1.4 | Operator type | | Seated |
| 1.5 | Max. capacity | Q | 2500 kg |
| 1.6 | Load center of gravity | c | 500 mm |
| 1.8 | Load distance, centre of drive axle to fork | x | -505 mm |
| 1.9 | Wheelbase | y | 1651 mm |
| | Weight | | |
| 2.1 | Service weight | | 2615 kg |
| | Wheels | | |
| 3.1 | Tires type | | Pneumatic |
| 3.2 | Dimensions of front wheels | | 10 x 16.5 |
| 3.3 | Dimensions of rear wheels | | 10 x 16,5 |
| 3.5 | Number of front wheels / rear wheels | | 2 / 1 |
| 3.5.2 | Drive wheels (front / rear) | | 2 / 1 |
| 3.6 | Front wheel gauge | b10 | 2072 mm |
| | Dimensions | | |
| 4.2 | Height telescopic boom lowered | h1 | 2285 mm |
| 4.3 | Mast free lift | h2 | 1700 mm |
| 4.4 | Max. lifting height | h3 | 3415 mm |
| 4.5 | Height telescopic boom extended | h4 | 3915 mm |
| 4.7 | Height of overhead guard (cabin) | h6 | 2203 mm |
| 4.19 | Overall length | l1 | 2790 mm |
| 4.21 | Overall width | b1 | 2348 mm |
| 4.22 | Forks section / width / length | s / e / l | 40 mm x 122 mm x 1200 mm |
| 4.23 | Fork carriage ISO 2328 (class/form) A/B | | 2A |
| 4.24 | Fork carriage width | b3 | 1270 mm |
| 4.26 | Distance between wheel arms/loading surfaces | b4 | 1520 mm |
| 4.28 | Max. outreach | | 1310 mm |
| 4.32 | Ground clearance at centre of wheelbase | m2 | 290 mm |
| 4.35 | Turning radius | Wa | 3072 mm |
| | Performances | | |
| 5.1 | Travel speed (laden / unladen) | | 11 km/h - 11 km/h |
| 5.7 | Gradeability (laden / unladen) | | 25 % / 35 % |
| 5.10 | Service brake | | Hydraulic |
| 5.11 | Transmission type | | Hydrostatic |
| | Engine | | |
| 7.1 | Engine brand / norm | | Kubota - China IV, Stage IIIB |
| 7.2 | Engine power according to ISO 1585 | | 36.50 kW |
| 7.3 | Rated speed | | 2700 rpm |
| 7.4 | Number of cylinders / Capacity of cylinders | | 4 - 2400 cm³ |
| | Miscellaneous | | |
| 8.2 | Working hydraulic pressure for attachments | | 270 bar |
| 8.3 | Oil flow rate for attachments | | 50 l/min |
| 8.4 | Sound level at the driver's ear according to DIN 12 053 | | 81 dB |

TMT-X 25 S K - Dimensional drawing

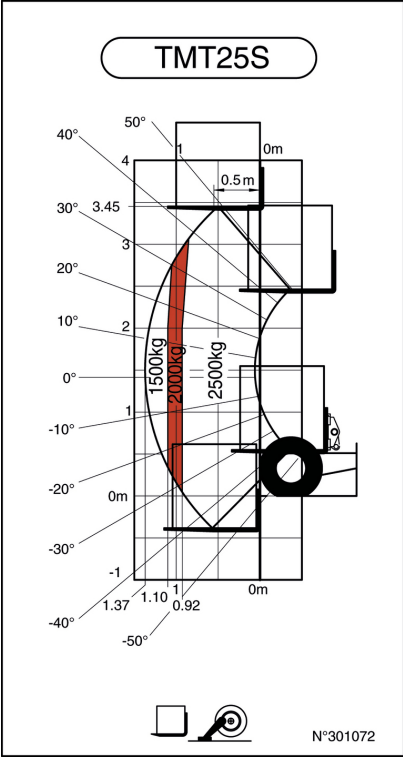


TMT-X 25 S K - Load chart

Machine on tyres with forks Metric



Machine on stabilisers with forks Metric





Head Office

B.P. 249 - 430 rue de l'Aubinière

44150 Ancenis Cedex - France

Tel: +33 (0)2 40 09 10 11 - Fax: +33 (0)2 40 09 10 97

www.manitou.com



This publication provides a description of the configuration versions and options for Manitou products, which may differ for equipment. The equipment presented in this brochure may be part of a series, as an option, or it may not be available, depending on the versions. Manitou reserves the right, at any time and without notice, to amend the specifications described and represented. The specifications provided do not bind the manufacturer. For more details, please contact your Manitou agent. This is not a contractually binding document. The presentation of the products is not contractually binding. List of specifications non-exhaustive. The logos as well as the visual identity of the company are owned by Manitou and cannot be used without authorisation. All rights reserved. The photos and diagrams contained in this brochure are only provided for consultation and information purposes.

MANITOU BF SA - Limited company with board of directors - Share capital: 39,668,399 euros - 857 802 508 RCS Nantes