

Technical sheet :

MLT-X 741 T LSU



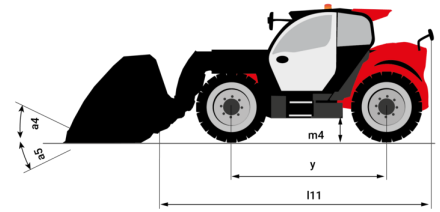
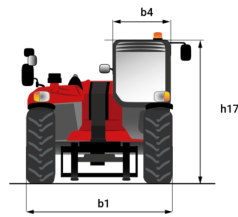
 **MANITOU**
HANDLING YOUR WORLD

Capacities		Metric
Max. capacity	Q	4100 kg
Max. lifting height	h3	6.90 m
Max. outreach		3.90 m
Reach at max. height		1 m
Breakout force with bucket		6825 daN
Weight and dimensions		
Unladen weight (with forks)		7450 kg
Ground clearance	m4	0.44 m
Wheelbase	y	2.81 m
Overall length to carriage (with hitch)	l11	4.99 m
Front overhang		1.19 m
Overall width	b1	2.40 m
Overall cab width	b4	0.98 m
Overall height	h17	2.30 m
Tilt-down angle	a5	134 °
Tilt-up angle	a4	13 °
External turning radius (over tyres)	Wa1	3.86 m
Standard tires		Firestone - R8000 UT - 460/70 R24 159A8
Performances		
Lifting		8.10 s
Lowering		6.20 s
Extension		8.40 s
Retraction		6.80 s
Crowd		3.80 s
Dump		3.20 s
Engine		
Engine brand		Perkins
Engine norm		Stage IIIA
Engine model		1104D-44 T
Number of cylinders - Capacity of cylinders		4 - 4400 cm³
I.C. Engine power rating / Power		101 Hp / 74.50 kW
Max. torque / Engine rotation		410 Nm @1600 rpm
Drawbar pull (Laden)		8200 daN
Reversible fan		Standard
Engine cooling system		3 radiators water + intercooler + transmission oil
Transmission		
Transmission type		Torque converter
Gearbox		Powershuttle
Number of gears (forward / reverse)		4 / 4
Max. travel speed (may vary according to applicable regulations)		35 km/h
Differential lock		Limited slip differential on front axle
Parking brake		Mechanical hand-operated parking brake
Service brake		Oil-immersed multi-discs braking on front & rear axles
Hydraulics		
Hydraulic flow - Pressure		108 l/min - 270 bar
Flow sharing distributor		Standard
Tank capacities		
Hydraulic oil		135 l
Fuel tank		142 l
Noise and vibration		
Noise at driving position (LpA) tested following NF EN 12053 norm		76 dB
Noise to environment (LwA)		104 dB
Vibration to whole hand/arm		< 2.50 m/s²
Miscellaneous		
Tractor homologation		Tractor homologation
Safety cab homologation		ROPS - FOPS level 2 cab
Controls		JSM

Optional tires tab

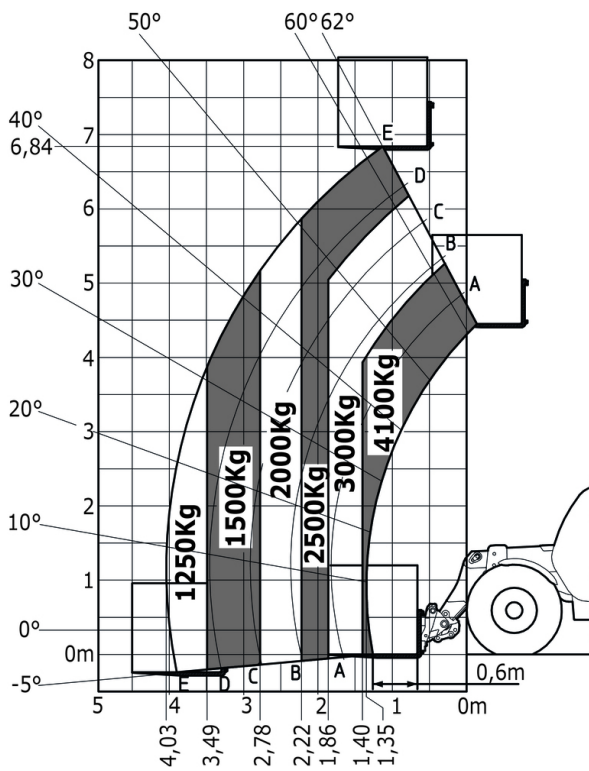
Optional tires	Overall height	Overall width
ALLIANCE - A580 - 460/70 R24 159A8	2.30 m	2.40 m
NOKIAN - TRI STEEL - 460/65 R24 156A8	2.27 m	2.38 m
MICHELIN - XMCL - 460/70 R24 159A8	2.28 m	2.38 m
MICHELIN - XMCL - 500/70 R24 164A8	2.30 m	2.41 m

MLT-X 741 T LSU - Dimensional drawing



MLT-X 741 T LSU - Load chart

Machine on tyres with forks Metric





Head Office

B.P. 249 - 430 rue de l'Aubinière

44150 Ancenis Cedex - France

Tel: +33 (0)2 40 09 10 11 - Fax: +33 (0)2 40 09 10 97

www.manitou.com



This publication provides a description of the configuration versions and options for Manitou products, which may differ for equipment. The equipment presented in this brochure may be part of a series, as an option, or it may not be available, depending on the versions. Manitou reserves the right, at any time and without notice, to amend the specifications described and represented. The specifications provided do not bind the manufacturer. For more details, please contact your Manitou agent. This is not a contractually binding document. The presentation of the products is not contractually binding. List of specifications non-exhaustive. The logos as well as the visual identity of the company are owned by Manitou and cannot be used without authorisation. All rights reserved. The photos and diagrams contained in this brochure are only provided for consultation and information purposes.

MANITOU BF SA - Limited company with board of directors - Share capital: 39,668,399 euros - 857 802 508 RCS Nantes