

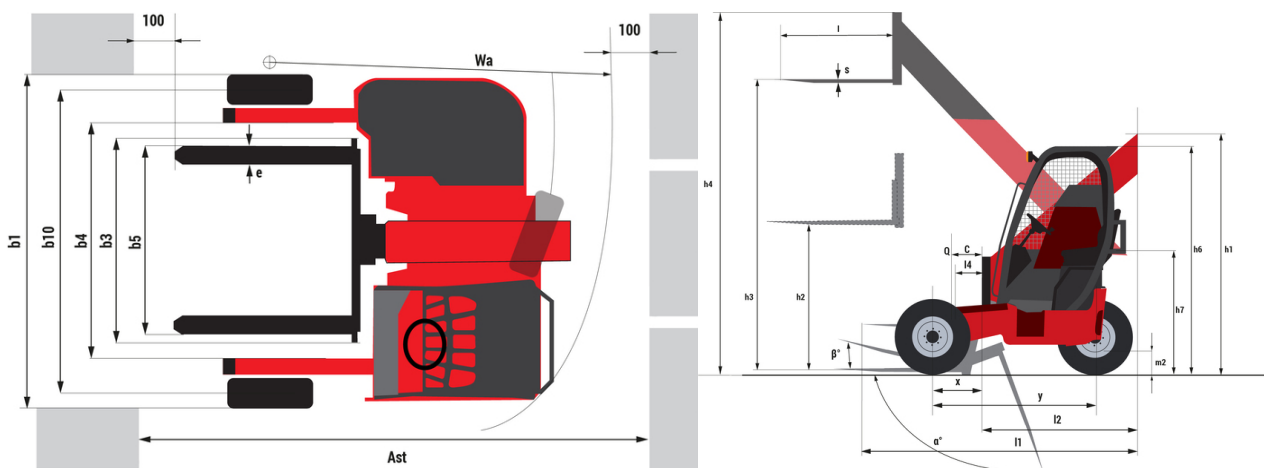
Technical sheet :

TMT 25 SYST5



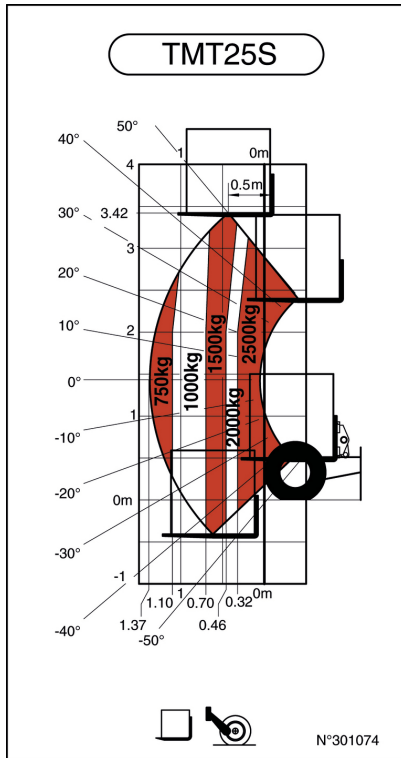
| Technical characteristics | | Metric | |
|---------------------------|---|-----------|--------------------------------------|
| 1.1 | Manufacturer | | MANITOU |
| 1.2 | Model Name | | TMT 25S Y ST5 |
| 1.2.1 | Reach out equipment | | Telescopic boom |
| 1.3 | Power source | | Diesel |
| 1.4 | Operator type | | Seated |
| 1.5 | Max. capacity | Q | 2500 kg |
| 1.6 | Load center of gravity | c | 500 mm |
| 1.8 | Load distance, centre of drive axle to fork | x | -505 mm |
| 1.9 | Wheelbase | y | 1651 mm |
| Weight | | | |
| 2.1 | Service weight | | 2610 kg |
| Wheels | | | |
| 3.1 | Tires type | | Pneumatic |
| 3.2 | Dimensions of front wheels | | 10x16,5 |
| 3.3 | Dimensions of rear wheels | | 10x16,5 |
| 3.5 | Number of front wheels / rear wheels | | 2 / 1 |
| 3.5.2 | Drive wheels (front / rear) | | 2 / 1 |
| 3.6 | Front wheel gauge | b10 | 2072 mm |
| Dimensions | | | |
| 4.1 | Mast/fork carriage tilt, forward | a | 100 ° |
| 4.1.1 | Mast/fork carriage tilt, backward | β | 12 ° |
| 4.2 | Height telescopic boom lowered | h1 | 2240 mm |
| 4.3 | Mast free lift | h2 | 1440 mm |
| 4.4 | Max. lifting height | h3 | 3420 mm |
| 4.5 | Height telescopic boom extended | h4 | 3925 mm |
| 4.7 | Height of overhead guard (cabin) | h6 | 2200 mm |
| 4.8 | Seat height/stand height | h7 | 1220 mm |
| 4.19 | Overall length | l1 | 2790 mm |
| 4.20 | Length to face of forks | l2 | 1590 mm |
| 4.21 | Overall width | b1 | 2350 mm |
| 4.22 | Forks section / width / length | s / e / l | 40 mm x 125 mm x 1200 mm |
| 4.23 | Fork carriage ISO 2328 (class/form) A/B | | FEM 2A |
| 4.24 | Fork carriage width | b3 | 1270 mm |
| 4.26 | Distance between support arms | b5 | 1267 mm |
| 4.26 | Distance between wheel arms/loading surfaces | b4 | 1519 mm |
| 4.32 | Ground clearance at centre of wheelbase | m2 | 290 mm |
| 4.33 | Aisle Width for pallets 1000 x 1200 crossways | Ast | 3968 mm |
| 4.34 | Aisle width for 800 x 1200 pallet lengthways | Ast | 3968 mm |
| 4.35 | Turning radius | Wa | 3072 mm |
| Performances | | | |
| 5.1 | Travel speed (laden / unladen) | | 11.80 km/h - 11.50 km/h |
| 5.2 | Lifting speed (laden / unladen) | | 0.25 m/s / 0.27 m/s |
| 5.3 | Lowering speed (laden / unladen) | | 0.29 m/s / 0.32 m/s |
| 5.9 | Acceleration time (laden / unladen) | | 4 s / 3.50 s |
| 5.10 | Service brake | | Hydraulic brakes by loss of pressure |
| Engine | | | |
| 7.1 | Engine brand / norm | | Yanmar - Stage V |
| 7.2 | I.C. Engine power rating | | 31 kW |
| 7.3 | Rated speed | | 2800 rpm |
| 7.4 | Number of cylinders / Capacity of cylinders | | 3 - 1568 cm³ |
| Miscellaneous | | | |
| 8.1 | Type of drive control | | Hydraulic |
| 8.2 | Working hydraulic pressure for attachments | | 270 bar |
| 8.3 | Oil flow rate for attachments | | 44 l/min |
| 8.4 | Measured/guaranteed mean noise level at the ear of the operator | | 104 dB |

TMT 25 S Y ST5 - Dimensional drawing

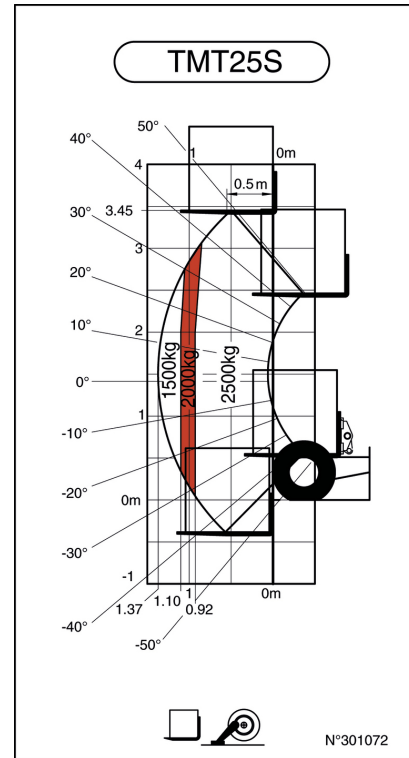


TMT 25 SYST5 - Load chart

Machine on tires with forks Metric



Machine on lowered stabilisers with forks Metric



Equipment

Standard

- 24V 2x7 plug truck connector adapter
- 3 braked wheels
- Boom with integrated side shift
- Extenseur
- Left-hand safety strap
- Metallization
- Telescopic Forks
- Three-function FNR handling levers

Optional

- Primo seat
- Protective seat cover
- Transparent roof protection



Head Office

B.P. 249 - 430 rue de l'Aubinière

44150 Ancenis Cedex - France

Tel: +33 (0)2 40 09 10 11 - Fax: +33 (0)2 40 09 10 97

www.manitou.com



This publication provides a description of the configuration versions and options for Manitou products, which may differ for equipment. The equipment presented in this brochure may be part of a series, as an option, or it may not be available, depending on the versions. Manitou reserves the right, at any time and without notice, to amend the specifications described and represented. The specifications provided do not bind the manufacturer. For more details, please contact your Manitou agent. This is not a contractually binding document. The presentation of the products is not contractually binding. List of specifications non-exhaustive. The logos as well as the visual identity of the company are owned by Manitou and cannot be used without authorisation. All rights reserved. The photos and diagrams contained in this brochure are only provided for consultation and information purposes.

MANITOU BF SA - Limited company with board of directors - Share capital: 39,668,399 euros - 857 802 508 RCS Nantes