

Technical sheet :

# ***TMT 25S 4W Y ST5***

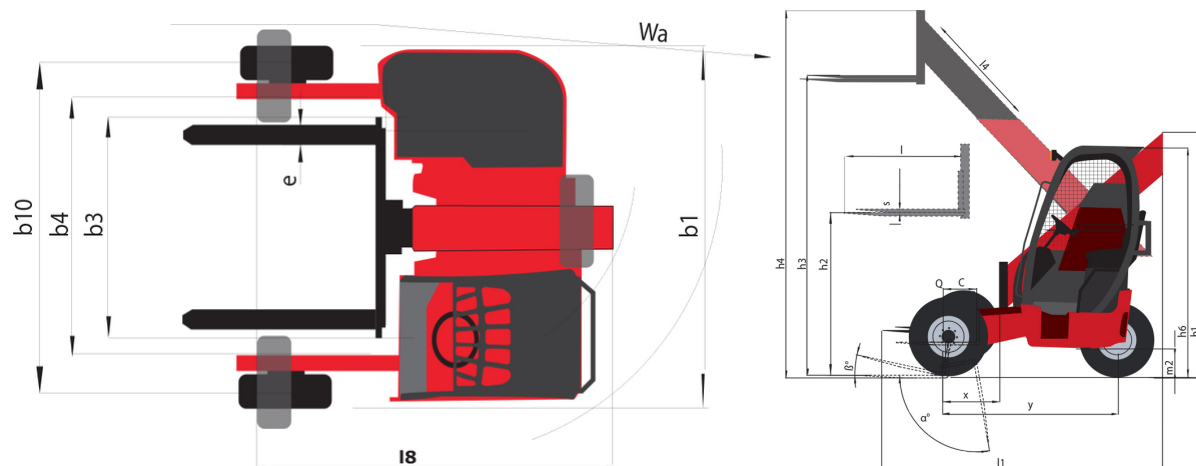
---



 **MANITOU**  
HANDLING YOUR WORLD

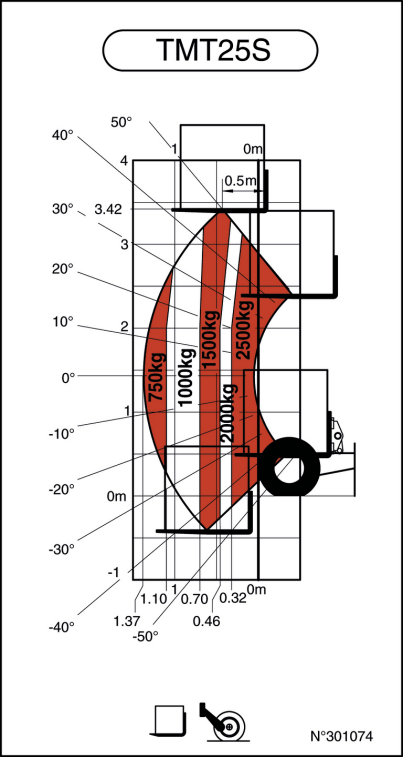
|       | Technical characteristics                                       |           | Metric                               |
|-------|---|-----------|--------------------------------------|
| 1.1   | Manufacturer  |           | MANITOU                              |
| 1.2   | Model Name  |           | TMT 25S 4W Y ST5                     |
| 1.2.1 | Reach out equipment   |           | Telescopic boom                      |
| 1.3   | Power source  |           | Diesel                               |
| 1.4   | Operator type   |           | Seated                               |
| 1.5   | Max. capacity   | Q         | 2500 kg                              |
| 1.6   | Load center of gravity  | c         | 500 mm                               |
| 1.8   | Load distance, centre of drive axle to fork                     | x         | -505 mm                              |
| 1.9   | Wheelbase   | y         | 1651 mm                              |
|       | <b>Weight</b>   |           |                                      |
| 2.1   | Service weight  |           | 2765 kg                              |
|       | <b>Wheels</b>   |           |                                      |
| 3.1   | Tires type  |           | Pneumatic                            |
| 3.2   | Dimensions of front wheels                                      |           | 10x16,5                              |
| 3.3   | Dimensions of rear wheels                                       |           | 10x16,5                              |
| 3.5   | Number of front wheels / rear wheels                            |           | 2 / 1                                |
| 3.5.2 | Drive wheels (front / rear)                                     |           | 2 / 1                                |
| 3.6   | Front wheel gauge   | b10       | 2172 mm                              |
|       | <b>Dimensions</b>   |           |                                      |
| 4.1   | Mast/fork carriage tilt, forward                                |           | 100 °                                |
| 4.1.1 | Mast/fork carriage tilt, backward                               |           | 12 °                                 |
| 4.2   | Height telescopic boom lowered                                  | h1        | 2240 mm                              |
| 4.3   | Mast free lift  | h2        | 1440 mm                              |
| 4.4   | Max. lifting height   | h3        | 3380 mm                              |
| 4.5   | Height telescopic boom extended                                 | h4        | 3925 mm                              |
| 4.7   | Height of overhead guard (cabin)                                | h6        | 2200 mm                              |
| 4.8   | Seat height/stand height  | h7        | 1220 mm                              |
| 4.19  | Overall length  | l1        | 2790 mm                              |
| 4.20  | Length to face of forks   | l2        | 1590 mm                              |
| 4.21  | Overall width   | b1        | 2450 mm                              |
| 4.22  | Forks section / width / length                                  | s / e / l | 40 mm x 125 mm x 1200 mm             |
| 4.23  | Fork carriage ISO 2328 (class/form) A/B                         |           | FEM 2A                               |
| 4.24  | Fork carriage width   | b3        | 1270 mm                              |
| 4.25  | Distance between support arms                                   | b4        | 1267 mm                              |
| 4.26  | Distance between wheel arms/loading surfaces                    | b4        | 1519 mm                              |
| 4.28  | Max. outreach   |           | 1310 mm                              |
| 4.32  | Ground clearance at centre of wheelbase                         | m2        | 290 mm                               |
| 4.33  | Aisle Width for pallets 1000 x 1200 crossways                   | Ast       | 3970 mm                              |
| 4.34  | Aisle width for 800 x 1200 pallet lengthways                    | Ast       | 3970 mm                              |
| 4.35  | Turning radius  | Wa        | 3072 mm                              |
|       | <b>Performances</b>   |           |                                      |
| 5.2   | Lifting speed (laden / unladen)                                 |           | 0.25 m/s / 0.27 m/s                  |
| 5.5   | Nominal pulling force (laden)                                   |           | 1800                                 |
| 5.3   | Lowering speed (laden / unladen)                                |           | 0.29 m/s / 0.32 m/s                  |
| 5.10  | Service brake   |           | Hydraulic brakes by loss of pressure |
|       | <b>Engine</b>   |           |                                      |
| 7.1   | Engine brand / norm   |           | Yanmar - Stage V                     |
| 7.2   | Engine power according to ISO 1585                              |           | 31 kW                                |
| 7.3   | Rated speed   |           | 2800 rpm                             |
| 7.4   | Number of cylinders / Capacity of cylinders                     |           | 3 - 1568 cm³                         |
|       | <b>Miscellaneous</b>  |           |                                      |
| 8.1   | Type of drive control   |           | Mechanical                           |
| 8.2   | Working hydraulic pressure for attachments                      |           | 270 bar                              |
| 8.3   | Oil flow rate for attachments                                   |           | 44 l/min                             |
| 8.4   | Measured/guaranteed mean noise level at the ear of the operator |           | 104 dB                               |

TMT 25S 4W Y ST5 - Dimensional drawing

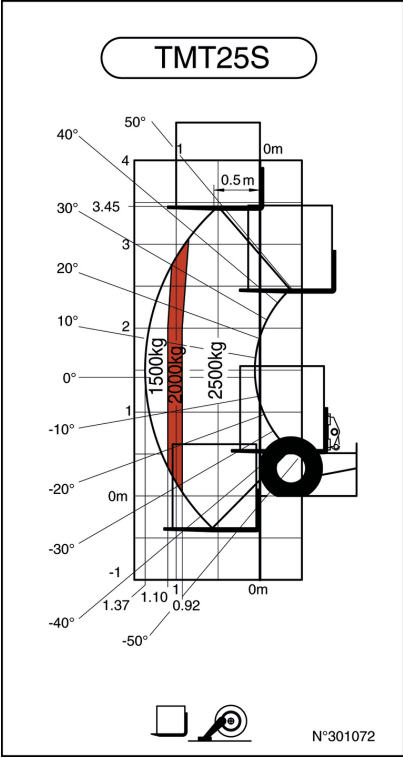


TMT 25S 4W Y ST5 - Load chart

Machine on tyres with forks Metric



Machine on stabilisers with forks Metric





**Head Office**

B.P. 249 - 430 rue de l'Aubinière

44150 Ancenis Cedex - France

Tel: +33 (0)2 40 09 10 11 - Fax: +33 (0)2 40 09 10 97

[www.manitou.com](http://www.manitou.com)



This publication provides a description of the configuration versions and options for Manitou products, which may differ for equipment. The equipment presented in this brochure may be part of a series, as an option, or it may not be available, depending on the versions. Manitou reserves the right, at any time and without notice, to amend the specifications described and represented. The specifications provided do not bind the manufacturer. For more details, please contact your Manitou agent. This is not a contractually binding document. The presentation of the products is not contractually binding. List of specifications non-exhaustive. The logos as well as the visual identity of the company are owned by Manitou and cannot be used without authorisation. All rights reserved. The photos and diagrams contained in this brochure are only provided for consultation and information purposes.

MANITOU BF SA - Limited company with board of directors - Share capital: 39,668,399 euros - 857 802 508 RCS Nantes