

Technical sheet :

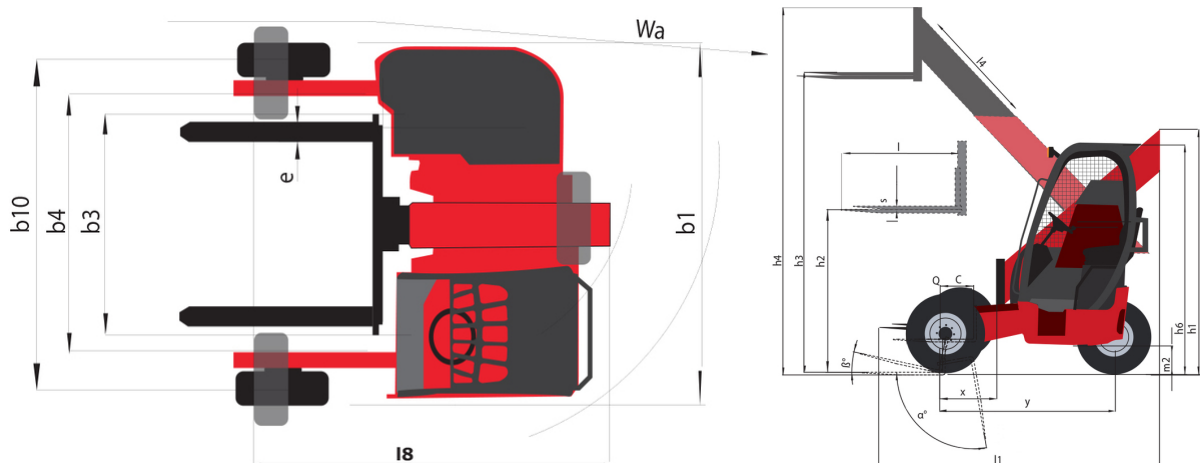
TMT 55 XT Y ST5



 **MANITOU**
HANDLING YOUR WORLD

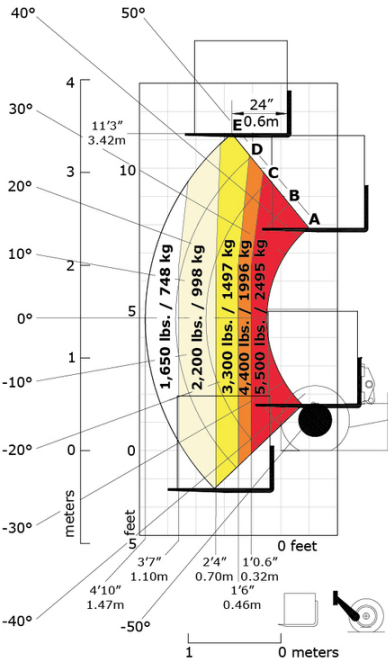
	Technical characteristics		Metric
1.1	Manufacturer		Manitou
1.2	Model Name		TMT 55 XT Y ST5
1.2.1	Reach out equipment		Telescopic boom
1.3	Power source		Diesel
1.4	Operator type		Seated
1.5	Max. capacity	Q	2500 kg
1.6	Load center of gravity	c	600 mm
1.8	Load distance, centre of drive axle to fork	x	-500 mm
1.9	Wheelbase	y	1651 mm
	Weight		
2.1	Service weight		2760 kg
	Wheels		
3.1	Tires type		Pneumatic
3.2	Dimensions of front wheels		31 x 15,5 - 15"
3.3	Dimensions of rear wheels		31 x 15,5 - 15"
3.5	Number of front wheels / rear wheels		2 / 1
3.5.2	Drive wheels (front / rear)		2 / 1
3.6	Front wheel gauge	b10	2187 mm
	Dimensions		
4.1	Mast/fork carriage tilt, forward		100 °
4.1.1	Mast/fork carriage tilt, backward		12 °
4.2	Height telescopic boom lowered	h1	2255 mm
4.3	Mast free lift	h2	1440 mm
4.4	Max. lifting height	h3	3430 mm
4.5	Height telescopic boom extended	h4	3925 mm
4.7	Height of overhead guard (cabin)	h6	2365 mm
4.8	Seat height/stand height	h7	1385 mm
4.19	Overall length	l1	2815 mm
4.20	Length to face of forks	l2	1595 mm
4.21	Overall width	b1	2565 mm
4.22	Forks section / width / length	s / e / l	45 mm x 102 mm x 1220 mm
4.23	Fork carriage ISO 2328 (class/form) A/B		FEM 2A
4.24	Fork carriage width	b3	1270 mm
4.25	Distance between support arms	b4	1247 mm
4.26	Distance between wheel arms/loading surfaces	b4	1519 mm
4.32	Ground clearance at centre of wheelbase	m2	408 mm
4.33	Aisle Width for pallets 1000 x 1200 crossways	Ast	2010 mm
4.34	Aisle width for 800 x 1200 pallet lengthways	Ast	1895 mm
4.35	Turning radius	Wa	3000 mm
	Performances		
5.2	Lifting speed (laden / unladen)		0.25 m/s / 0.27 m/s
5.3	Lowering speed (laden / unladen)		0.29 m/s / 0.32 m/s
5.10	Service brake		Hydraulic brakes by loss of pressure
	Engine		
7.1	Engine brand / norm		Yanmar - Stage V
7.2	Engine power according to ISO 1585		31 kW
7.3	Rated speed		2800 rpm
7.4	Number of cylinders / Capacity of cylinders		3 - 1568 cm³
	Miscellaneous		
8.1	Type of drive control		Mechanical
8.2	Working hydraulic pressure for attachments		270 bar
8.3	Oil flow rate for attachments		44 l/min
8.4	Measured/guaranteed mean noise level at the ear of the operator		105 dB

TMT 55 XT Y ST5 - Dimensional drawing

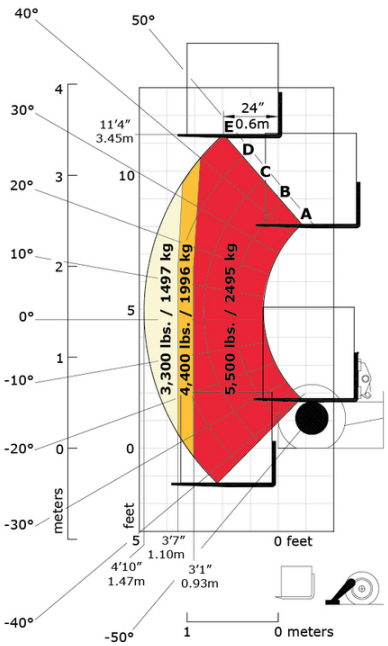


TMT 55 XT Y ST5 - Load chart

Machine on tyres with forks Metric



Machine on stabilisers with forks Metric





Head Office

B.P. 249 - 430 rue de l'Aubinière

44150 Ancenis Cedex - France

Tel: +33 (0)2 40 09 10 11 - Fax: +33 (0)2 40 09 10 97

www.manitou.com



This publication provides a description of the configuration versions and options for Manitou products, which may differ for equipment. The equipment presented in this brochure may be part of a series, as an option, or it may not be available, depending on the versions. Manitou reserves the right, at any time and without notice, to amend the specifications described and represented. The specifications provided do not bind the manufacturer. For more details, please contact your Manitou agent. This is not a contractually binding document. The presentation of the products is not contractually binding. List of specifications non-exhaustive. The logos as well as the visual identity of the company are owned by Manitou and cannot be used without authorisation. All rights reserved. The photos and diagrams contained in this brochure are only provided for consultation and information purposes.

MANITOU BF SA - Limited company with board of directors - Share capital: 39,668,399 euros - 857 802 508 RCS Nantes