

Technical sheet :

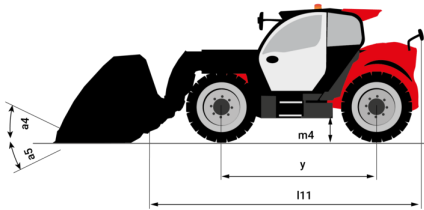
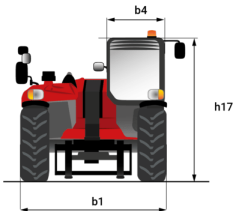
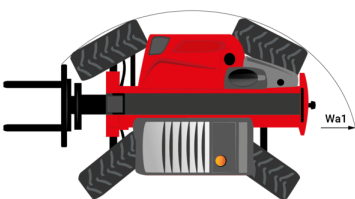
MT-X 735



 **MANITOU**
HANDLING YOUR WORLD

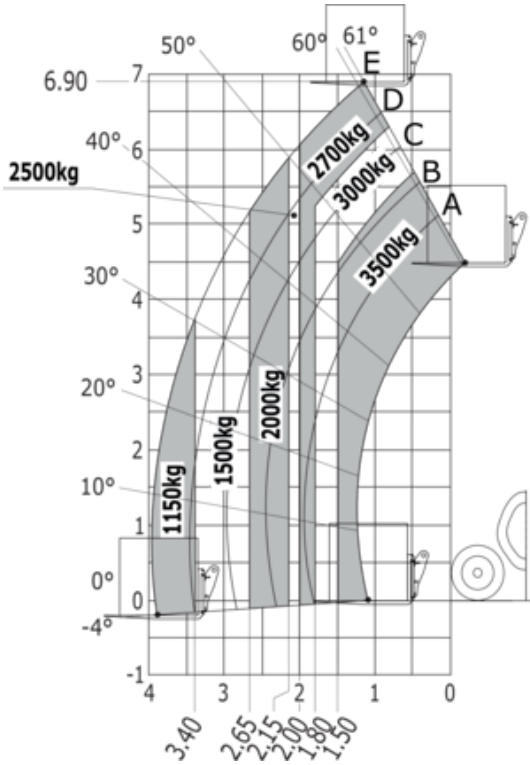
Capacities		Metric
Max. capacity	Q	3500 kg
Max. lifting height		6.90 m
Maximum outreach		4 m
Breakout force with bucket		6980 daN
Weight and dimensions		
Overall length to carriage	l11	4.70 m
Overall length (with forks)	l1	5.98 m
Overall width	b1	2.26 m
Overall height	h17	2.48 m
Wheelbase	y	2.80 m
Ground clearance	m4	0.36 m
Overall cab width	b4	0.95 m
Tilt-up angle	a4	13 °
Tilt-down angle	a5	114 °
External turning radius (over tyres)	Wa1	3.77 m
Unladen weight (with forks)		6970 kg
Unladen weight		6660 kg
Tires type		Pneumatic
Standard tires		Apollo 400/80 - 24 - 162A8
Forks length / width / section	l / e / s	1200 mm x 100 mm x 50 mm
Performances		
Lifting		6.60 s
Lowering		5 s
Extension		5.90 s
Retraction		4.60 s
Crowd		3.10 s
Dump		3.10 s
Engine		
Engine brand		Perkins
Engine norm		Stage IIIA
Engine model		1104D-44T NL85156
Number of cylinders / Capacity of cylinders		4 - 4400 cm ³
Engine power (Hp/kW)		95 Hp / 70 kW
Max. torque / Engine rotation		392 Nm @ 1400 rpm
Drawbar pull		5650 daN
Drawbar pull (Laden)		8050 daN
Electric circuit		
12V Battery capacity		110 Ah
Transmission		
Transmission type		Torque converter
Number of gears (forward / reverse)		4 / 4
Max. travel speed		25 km/h
Max. travel speed (may vary according to applicable regulations)		24.50 km/h
Parking brake		Automatic parking brake
Service brake		Hydraulic servo brake
Hydraulics		
Hydraulic pump type		Axial piston
Hydraulic Pressure		260 bar
Tank capacities		
Engine oil		11.40 l
Hydraulic oil		129 l
Fuel		103 l
Noise and vibration		
Noise at driving position (LpA)		82 dB
Noise to environment (LwA)		105 dB
Vibration on hands/arms		< 2.50 m/s ²
Miscellaneous		
Steering wheels (front / rear)		2 / 2
Drive wheels (front / rear)		2 / 2
Safety / Cab certification		Standard EN 15000 / Cabin ROPS - FOPS level 2
Controls		JSM

MT-X 735 - Dimensional drawing



MT-X 735 - Load chart

Machine on tires with forks - with levelling device Metric





Head Office

B.P. 249 - 430 rue de l'Aubinière
44150 Ancenis Cedex - France

Tel: +33 (0)2 40 09 10 11 - Fax: +33 (0)2 40 09 10 97

www.manitou.com



This publication provides a description of the configuration versions and options for Manitou products, which may differ for equipment. The equipment presented in this brochure may be part of a series, as an option, or it may not be available, depending on the versions. Manitou reserves the right, at any time and without notice, to amend the specifications described and represented. The specifications provided do not bind the manufacturer. For more details, please contact your Manitou agent. This is not a contractually binding document. The presentation of the products is not contractually binding. List of specifications non-exhaustive. The logos as well as the visual identity of the company are owned by Manitou and cannot be used without authorisation. All rights reserved. The photos and diagrams contained in this brochure are only provided for consultation and information purposes.

MANITOU BF SA - Limited company with board of directors - Share capital: 39,668,399 euros - 857 802 508 RCS Nantes