

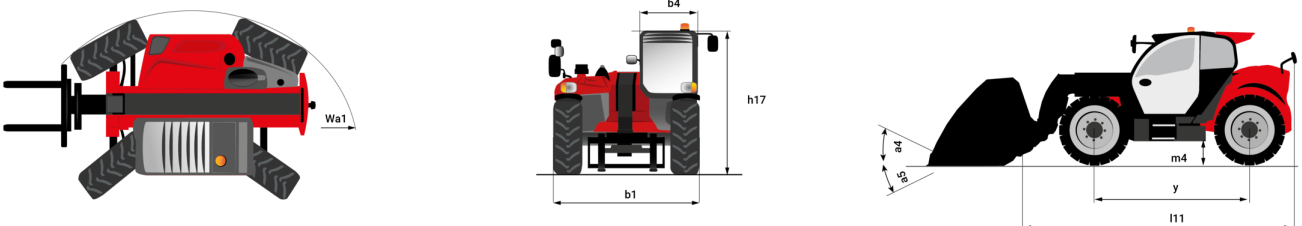
Technical sheet :

MT-X 1135



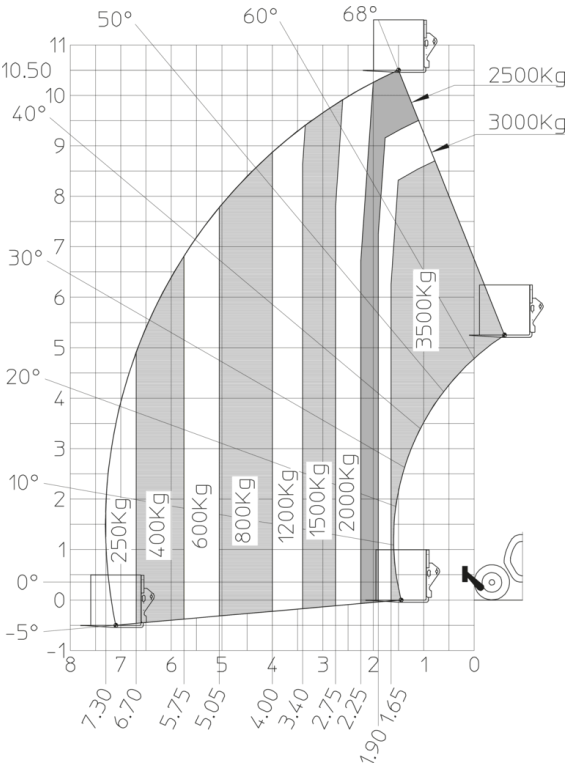
| Capacities | | Metric |
|---|-----------|---|
| Max. capacity | | 3500 kg |
| Max. lifting height | | 10.85 m |
| Maximum outreach | | 7.30 m |
| Breakout force with bucket | | 6850 daN |
| Weight and dimensions | | |
| Overall length to carriage | l11 | 5.14 m |
| Overall length (with forks) | l1 | 6.34 m |
| Overall width | b1 | 2.26 m |
| Overall height | h17 | 2.48 m |
| Wheelbase | y | 2800 mm |
| Ground clearance | m4 | 0.36 m |
| Overall cab width | b4 | 0.95 m |
| Tilt-up angle | a4 | 13 ° |
| Tilt-down angle | a5 | 114 ° |
| External turning radius (over tyres) | Wa1 | 3.77 m |
| Unladen weight (with forks) | | 8810 kg |
| Overall weight | | 8810 kg |
| Tires type | | Pneumatic |
| Standard tires | | Apollo 400/80 - 24 - 162A8 |
| Forks length / width / section | l / e / s | 1200 mm x 100 mm x 50 mm |
| Performances | | |
| Lifting | | 7.60 s |
| Lowering | | 5.40 s |
| Extension | | 12.30 s |
| Retraction | | 8.20 s |
| Crowd | | 3.10 s |
| Dump | | 3.60 s |
| Engine | | |
| Engine brand | | Perkins |
| Engine norm | | Stage IIIA |
| Engine model | | 1104D-44T |
| Number of cylinders / Capacity of cylinders | | 4 - 4400 cm ³ |
| I.C. Engine power rating - Power | | 95 Hp / 70 kW |
| Max. torque / Engine rotation | | 392 Nm @ 1400 rpm |
| Drawbar pull | | 6300 daN |
| Drawbar pull (Laden) | | 8350 daN |
| Electric circuit | | |
| 12V Battery capacity | | 110 Ah |
| Transmission | | |
| Transmission type | | Torque converter |
| Number of gears (forward / reverse) | | 4 / 4 |
| Max. travel speed | | 25 km/h |
| Parking brake | | Automatic parking brake |
| Service brake | | Hydraulic servo brake |
| Hydraulics | | |
| Hydraulic pump type | | Axial piston |
| Hydraulic Pressure | | 270 bar |
| Tank capacities | | |
| Engine oil | | 11.40 l |
| Hydraulic oil | | 149 l |
| Fuel tank | | 103 l |
| Noise and vibration | | |
| Noise at driving position (LpA) | | 82 dB |
| Noise to environment (LwA) | | 105 dB |
| Vibration on hands/arms | | < 2.50 m/s ² |
| Miscellaneous | | |
| Steering wheels (front / rear) | | 2 / 2 |
| Drive wheels (front / rear) | | 2 / 2 |
| Safety / Cab certification | | Standard EN 15000 / Cabin ROPS - FOPS level 2 |
| Controls | | JSM |

MT-X 1135 - Dimensional drawing

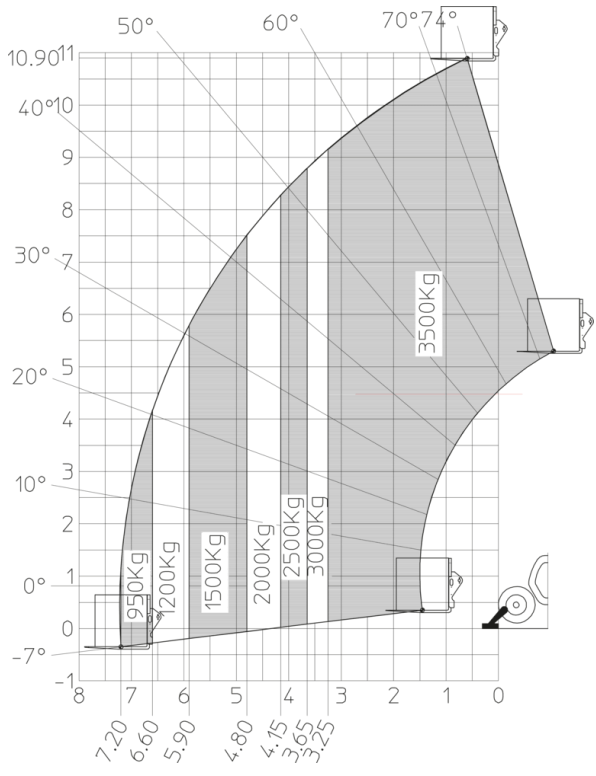


MT-X 1135 - Load chart

Machine on tires with forks Metric



Machine on lowered stabilisers with forks Metric





Head Office

B.P. 249 - 430 rue de l'Aubinière

44150 Ancenis Cedex - France

Tel: +33 (0)2 40 09 10 11 - Fax: +33 (0)2 40 09 10 97

www.manitou.com



This publication provides a description of the configuration versions and options for Manitou products, which may differ for equipment. The equipment presented in this brochure may be part of a series, as an option, or it may not be available, depending on the versions. Manitou reserves the right, at any time and without notice, to amend the specifications described and represented. The specifications provided do not bind the manufacturer. For more details, please contact your Manitou agent. This is not a contractually binding document. The presentation of the products is not contractually binding. List of specifications non-exhaustive. The logos as well as the visual identity of the company are owned by Manitou and cannot be used without authorisation. All rights reserved. The photos and diagrams contained in this brochure are only provided for consultation and information purposes.

MANITOU BF SA - Limited company with board of directors - Share capital: 39,668,399 euros - 857 802 508 RCS Nantes