

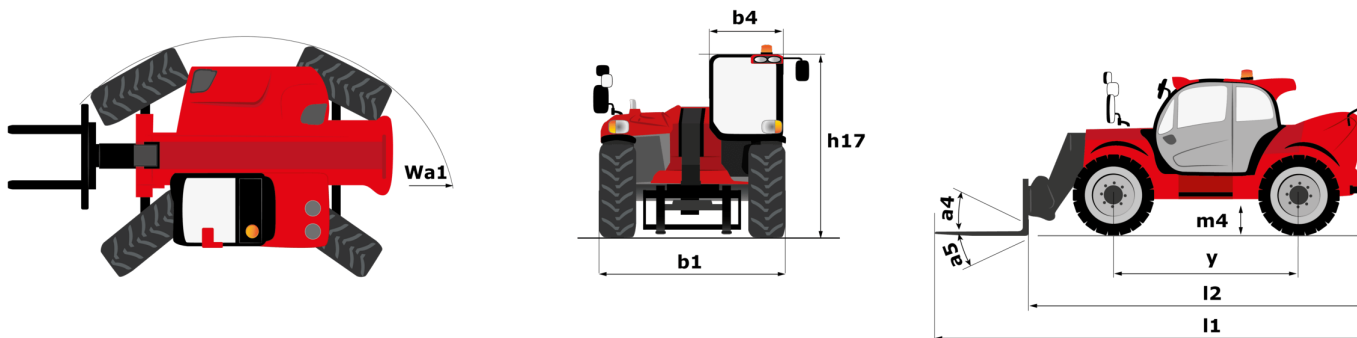
Technical sheet :

MHT-X 790 MINING ST3A



| Capacities | | Metric |
|---|-----------|--|
| Max. capacity | | 9000 kg |
| Load center of gravity | c | 600 mm |
| Max. lifting height | | 6.80 m |
| Maximum outreach | | 3.70 m |
| Weight and dimensions | | |
| Unladen weight (with forks) | | 13160 kg |
| Ground clearance | m4 | 0.44 m |
| Wheelbase | y | 2.87 m |
| Length to face of forks | l2 | 5.21 m |
| Overall width | b1 | 2.47 m |
| Overall height | h17 | 2.50 m |
| Overall cab width | b4 | 0.93 m |
| Tilt-up angle | a4 | 12 ° |
| Tilt-down angle | a5 | 125 ° |
| External turning radius (over tyres) | Wa1 | 4.89 m |
| Forks length / width / section | l / e / s | 1200 mm x 200 mm x 60 mm |
| Wheels | | |
| Standard tires | | 445/65 R22,5 |
| Number of front wheels / rear wheels | | 2 / 2 |
| Steering wheels (front / rear) | | 2 / 2 |
| Drive wheels (front / rear) | | 2 / 2 |
| Steering mode | | 2 wheel steer, 4 wheel steer, Crab mode |
| Engine | | |
| Engine brand | | Yanmar |
| Engine norm | | Stage IIIA |
| Engine model | | 4TN107HT-5SMUF |
| Number of cylinders / Capacity of cylinders | | 4 - 4567 cm³ |
| Engine power (Hp / kW) | | 143 Hp / 105 kW |
| Max. torque / Engine rotation | | 602 Nm@1500 rpm |
| Engine cooling system | | Water |
| Battery voltage | | 12 V |
| Drawbar pull | | 10905 daN |
| Transmission | | |
| Transmission type | | Hydrostatic |
| Number of gears (forward / reverse) | | 2 / 2 |
| Max. travel speed | | 35 km/h |
| Parking brake | | Automatic negative parking brake |
| Service brake | | Oil-immersed multi-discs braking on front & rear axles |
| Hydraulics | | |
| Hydraulic pump type | | Variable displacement pump |
| Hydraulic flow - Pressure | | 185 l/min - 270 bar |
| Tank capacities | | |
| Engine oil | | 13 l |
| Hydraulic oil | | 151 l |
| Fuel | | 165 l |
| Noise and vibration | | |
| Noise to environment (LwA) | | 103 dB |
| Vibration on hands/arms | | 2.50 m/s² |
| Miscellaneous | | |
| Safety / Cab certification | | Standard EN 15000 - Cabin ROPS - FOPS level 2 |
| Controls | | JSM |

MHT-X 790 Mining ST3A - Dimensional drawing



MHT-X 790 Mining ST3A - Load chart

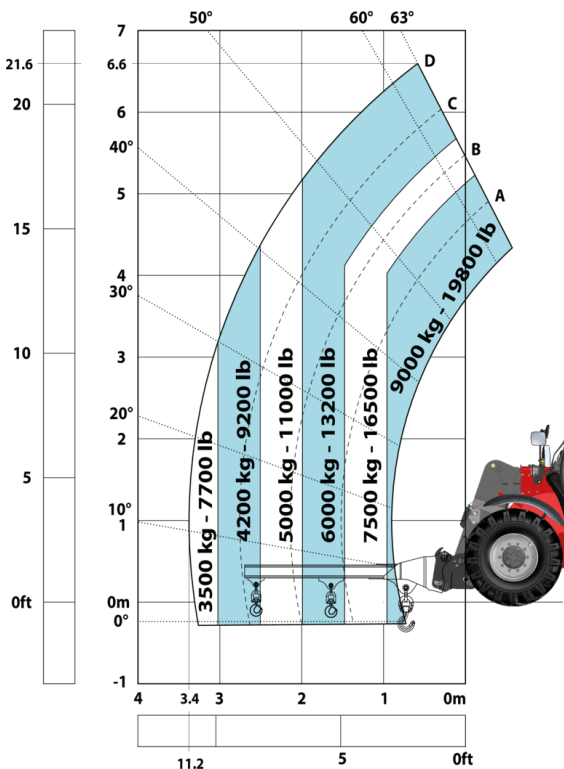
Machine on tires with forks LC 600 mm Metric



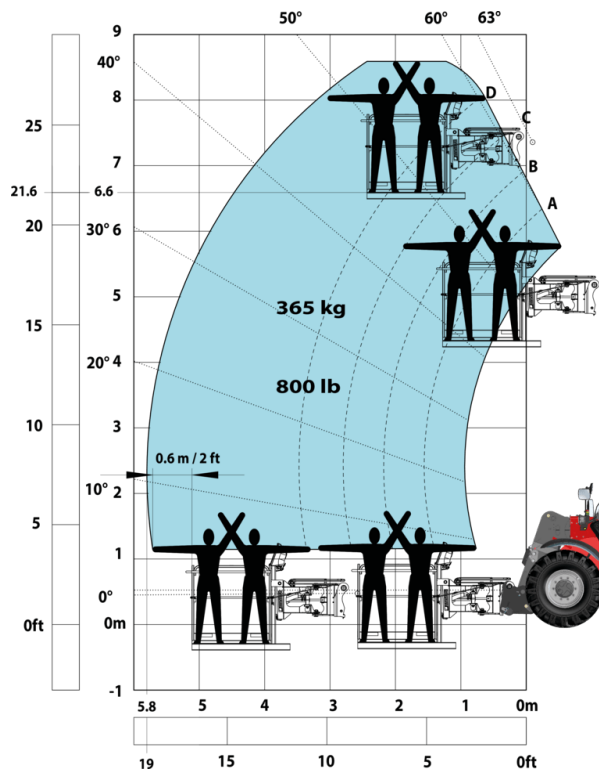
Machine on tires with winch 9000 kg (Metric)



Machine on tires with 3-hook jib 9000 kg (Metric)



Machine on tires with platform Metric



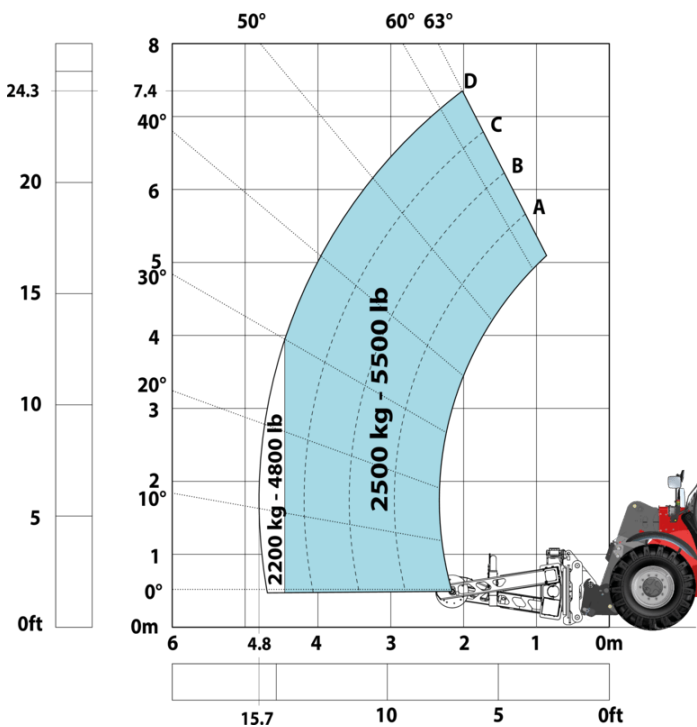
Machine on tires with underground mining platform (Metric)



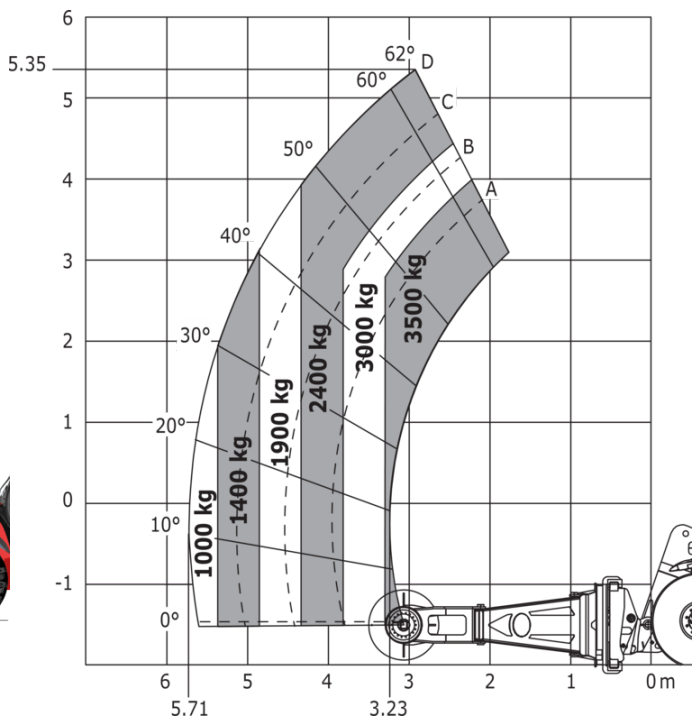
Machine on tires with tire handler TH 35 (Metric)



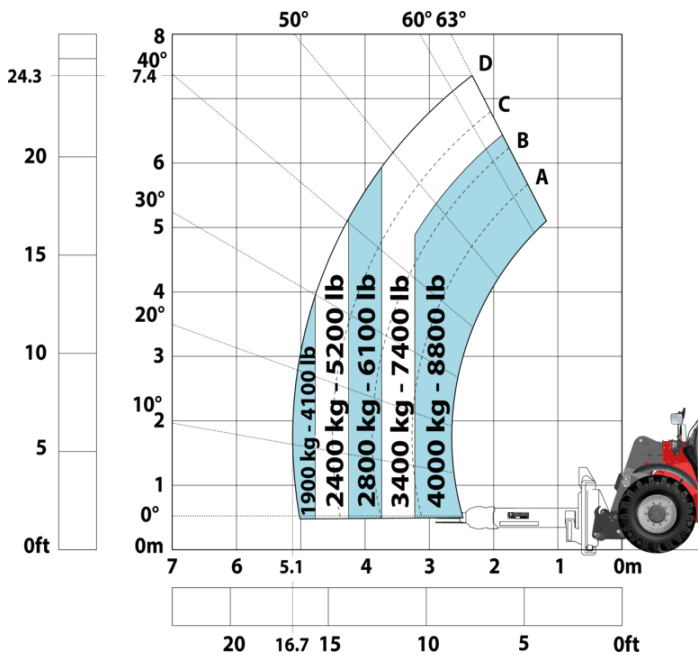
Machine on tires with tire handler TH 49 (Metric)



Machine on tires with tire handler TH 51 (Metric)



Machine on tires with cylinder handler CH 4 (Metric)



Mining Specifications

| | MHTX 790 Mining ST3A |
|--|----------------------|
| Lifting function | |
| Clamp predisposition (controls from cabin) | S |
| Comfort Ride Control (CRC) boom suspension | 0 |
| Working platform predisposition with remote control | S |
| Lighting | |
| Brake Lights ON When Park Brake ON | S |
| Flat Led Rotating Beacon | S |
| LED Flashing Lights On Cabin (Marker Lights) | S |
| LED tramping lights | S |
| LED work lights - On the top of the boom (fixed part) (x2) | S |
| LED working lights on cab (x4 : 2 front + 2 rear) | S |
| Motorization/Power | |
| Exhaust fume purification system | S |
| Hydraulic hose sleeve burst protection | 0 |
| Radiator safety cap | S |
| Operator station | |
| Roof and Windshield Guard | S |
| Other options | |
| Battery + Starter Isolators + Jump Start Receptacle | S |
| Pneumatics | |
| Steel mudguards | 0 |
| Secondary functions | |
| Automatic greasing system (AGS) - Chassis + boom | 0 |
| Fast fuel filling system | 0 |
| Security | |
| "Guardian Angel" System Level 1 | S |
| 360° visibility safety system | S |
| Boom cylinder lock | S |
| Emergency steering | S |
| Emergency stop by safety valve | 0 |
| Emergency stop: 1 in cab, 2 on external | S |
| Engine compartment fire prevention kit | 0 |
| Extinguisher brackets (x3) | S |
| Fire suppression system | 0 |
| Fuse board protection - MHT's | S |
| High visibility reflective strips | S |
| Loose wheel nut indicators | S |
| Marking - Warning & Danger decals | S |
| Mining protection grids: right, left and back windows | S |
| Negative brakes on front & rear axles | S |
| Rear and lateral camera with cab screen | S |
| Rear bumper | 0 |
| Right side bumper | 0 |
| Steel Protection Guards on all working and road lights | S |
| System with attachments recognition (E-reco) | S |
| Wheel chocks | S |


Equipment

Standard

"Guardian Angel" System Level 1
360° visibility safety system
Battery + Starter Isolators + Jump Start Receptacle
Boom cylinder lock
Brake Lights ON When Park Brake ON
Clamp predisposition (controls from cabin)
Emergency steering
Emergency stop: 1 in cab, 2 on external
Exhaust fume purification system
Extinguisher brackets (x3)
Flat Led Rotating Beacon
Fuse board protection - MHT's
High visibility reflective strips
LED Flashing Lights On Cabin (Marker Lights)
LED tramming lights
LED work lights - On the top of the boom (fixed part) (x2)
LED working lights on cab (x4 : 2 front + 2 rear)
Loose wheel nut indicators
Marking - Warning & Danger decals
Mining protection grids: right, left and back windows
Negative brakes on front & rear axles
Radiator safety cap
Rear and lateral camera with cab screen
Roof and Windshield Guard
Steel Protection Guards on all working and road lights
System with attachments recognition (E-reco)
Wheel chocks
Working platform predisposition with remote control

Optional

Automatic greasing system (AGS) - Chassis + boom
Comfort Ride Control (CRC) boom suspension
Emergency stop by safety valve
Engine compartment fire prevention kit
Fast fuel filling system
Fire suppression system
Hydraulic hose sleeve burst protection
Rear bumper
Right side bumper
Steel mudguards



Head Office

B.P. 249 - 430 rue de l'Aubinière

44150 Ancenis Cedex - France

Tel: +33 (0)2 40 09 10 11 - Fax: +33 (0)2 40 09 10 97

www.manitou.com



This publication provides a description of the configuration versions and options for Manitou products, which may differ for equipment. The equipment presented in this brochure may be part of a series, as an option, or it may not be available, depending on the versions. Manitou reserves the right, at any time and without notice, to amend the specifications described and represented. The specifications provided do not bind the manufacturer. For more details, please contact your Manitou agent. This is not a contractually binding document. The presentation of the products is not contractually binding. List of specifications non-exhaustive. The logos as well as the visual identity of the company are owned by Manitou and cannot be used without authorisation. All rights reserved. The photos and diagrams contained in this brochure are only provided for consultation and information purposes.

MANITOU BF SA - Limited company with board of directors - Share capital: 39,668,399 euros - 857 802 508 RCS Nantes