

Technical sheet :

MHT-X 790 MINING ST3A



 **MANITOU**
HANDLING YOUR WORLD

Capacities		Metric
Max. capacity		9000 kg
Load center of gravity	c	600 mm
Max. lifting height		6.80 m
Max. outreach		3.70 m
Weight and dimensions		
Unladen weight (with forks)		13160 kg
Ground clearance	m4	0.44 m
Wheelbase	y	2.87 m
Length to face of forks	l2	5.21 m
Overall width	b1	2.47 m
Overall height	h17	2.50 m
Overall cab width	b4	0.93 m
Tilt-up angle	a4	12 °
Tilt-down angle	a5	125 °
External turning radius (over tyres)	Wa1	4.89 m
Forks length / width / section	l / e / s	1200 mm x 200 mm / 60 mm
Wheels		
Standard tires		445/65 R22,5
Number of front wheels / rear wheels		2 / 2
Steering wheels (front / rear)		2 / 2
Drive wheels (front / rear)		2 / 2
Steering mode		2 wheel steer, 4 wheel steer, Crab mode
Engine		
Engine brand		Yanmar
Engine norm		Stage IIIA
Engine model		4TN107HT-5SMUF
Number of cylinders / Capacity of cylinders		4 - 4567 cm³
I.C. Engine power rating / Power		143 Hp / 105 kW
Max. torque / Engine rotation		602 Nm@1500 rpm
Engine cooling system		Water
Battery voltage		12 V
Drawbar pull		10905 daN
Transmission		
Transmission type		Hydrostatic
Number of gears (forward / reverse)		2 / 2
Max. travel speed		35 km/h
Parking brake		Automatic negative parking brake
Service brake		Oil-immersed multi-discs braking on front & rear axles
Hydraulics		
Hydraulic pump type		Variable displacement pump
Hydraulic flow - Pressure		185 l/min - 270 bar
Tank capacities		
Engine oil		13 l
Fuel tank		165 l
Noise and vibration		
Noise to environment (LWA)		103 dB
Vibration on hands/arms		< 2.50 m/s²
Miscellaneous		
Safety / Safety cab homologation		Standard EN 15000 - Cabin ROPS - FOPS level 2
Controls		JSM

MHT-X 790 Mining ST3A - Dimensional drawing



MHT-X 790 Mining ST3A - Load chart

Machine on tires with forks LC 600 mm Metric



Machine on tires with winch 9000 kg (Metric)



Machine on tires with 3-hook jib 9000 kg (Metric)



Machine on tires with platform Metric



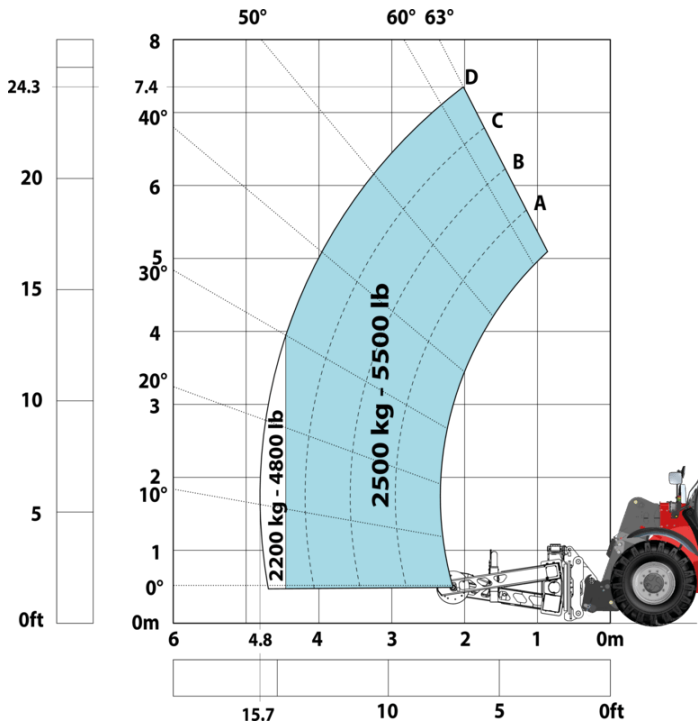
Machine on tires with underground mining platform (Metric)



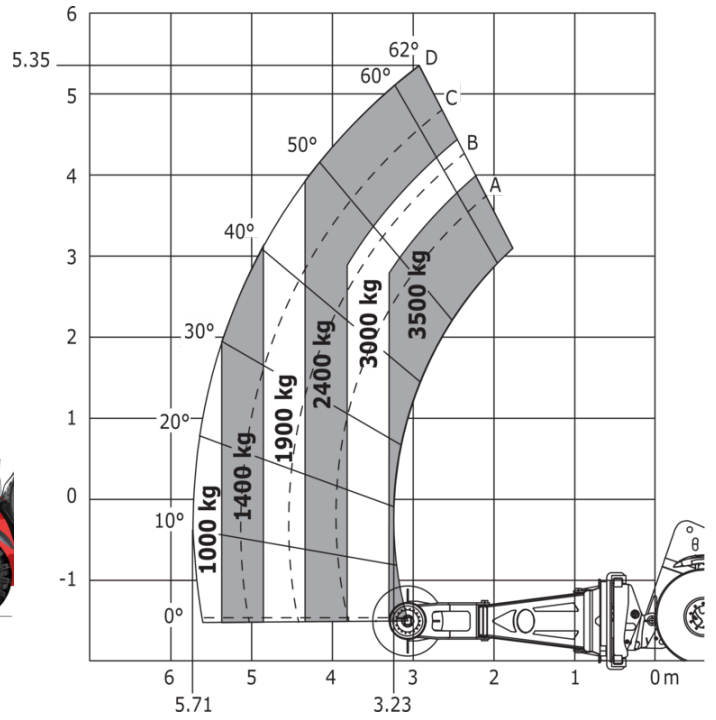
Machine on tires with tire handler TH 35 (Metric)



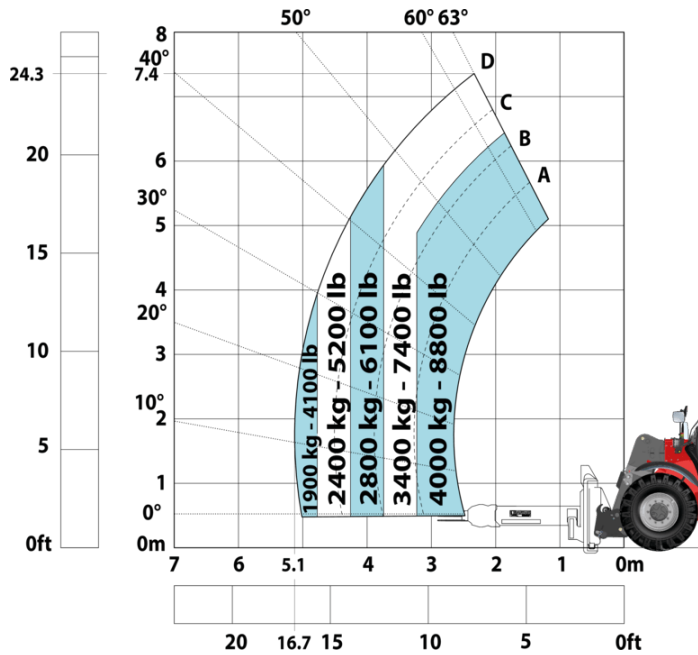
Machine on tires with tire handler TH 49 (Metric)



Machine on tires with tire handler TH 51 (Metric)



Machine on tires with cylinder handler CH 4 (Metric)



Mining Specifications

	MHT-X 790 Mining ST3A
Lifting function	
Clamp predisposition (controls from cabin)	S
Comfort Ride Control (CRC) boom suspension	0
Working platform predisposition with remote control	S
Lighting	
Brake Lights ON When Park Brake ON	S
Flat Led Rotating Beacon	S
LED Flashing Lights On Cabin (Marker Lights)	S
LED tramming lights	S
LED work lights on the boom (x2)	S
LED working lights on cab (x4 : 2 front + 2 rear)	S
Motorization/Power	
Exhaust fume purification system	S
Hydraulic hose sleeve burst protection	0
Radiator safety cap	S
Operator station	
Roof and Windshield Guard	S
Other options	
Battery + Starter Isolators + Jump Start Receptacle	S
Secondary functions	
Automatic Greasing System (AGS) - chassis + boom	0
Security	
"Guardian Angel" System Level 1	S
360° visibility safety system	S
Boom cylinder lock	S
Emergency steering	S
Emergency stop: 1 in cab, 2 on external	S
Extinguisher brackets (x3)	S
Fire suppression system	0
Fuse board protection - MHT's	S
High visibility reflective strips	S
Loose wheel nut indicators	S
Marking - Warning & Danger decals	S
Mining protection grids: right, left and back windows	S
Negative brakes on front & rear axles	S
Rear and lateral camera with cab screen	S
Steel Protection Guards on all working and road lights	S
System with attachments recognition (E-reco)	S
Wheel chocks	S

Equipment

Standard

"Guardian Angel" System Level 1
360° visibility safety system
Battery + Starter Isolators + Jump Start Receptacle
Boom cylinder lock
Brake Lights ON When Park Brake ON
Clamp predisposition (controls from cabin)
Emergency steering
Emergency stop: 1 in cab, 2 on external
Exhaust fume purification system
Extinguisher brackets (x3)
Flat Led Rotating Beacon
Fuse board protection - MHT's
High visibility reflective strips
LED Flashing Lights On Cabin (Marker Lights)
LED tramming lights
LED work lights on the boom (x2)
LED working lights on cab (x4 : 2 front + 2 rear)
Loose wheel nut indicators
Marking - Warning & Danger decals
Mining protection grids: right, left and back windows
Negative brakes on front & rear axles
Radiator safety cap
Rear and lateral camera with cab screen
Roof and Windshield Guard
Steel Protection Guards on all working and road lights
System with attachments recognition (E-reco)
Wheel chocks
Working platform predisposition with remote control

Optional

Automatic Greasing System (AGS) - chassis + boom
Comfort Ride Control (CRC) boom suspension
Fire suppression system
Hydraulic hose sleeve burst protection



Head Office

B.P. 249 - 430 rue de l'Aubinière

44150 Ancenis Cedex - France

Tel: +33 (0)2 40 09 10 11 - Fax: +33 (0)2 40 09 10 97

www.manitou.com



This publication provides a description of the configuration versions and options for Manitou products, which may differ for equipment. The equipment presented in this brochure may be part of a series, as an option, or it may not be available, depending on the versions. Manitou reserves the right, at any time and without notice, to amend the specifications described and represented. The specifications provided do not bind the manufacturer. For more details, please contact your Manitou agent. This is not a contractually binding document. The presentation of the products is not contractually binding. List of specifications non-exhaustive. The logos as well as the visual identity of the company are owned by Manitou and cannot be used without authorisation. All rights reserved. The photos and diagrams contained in this brochure are only provided for consultation and information purposes.

MANITOU BF SA - Limited company with board of directors - Share capital: 39,668,399 euros - 857 802 508 RCS Nantes