

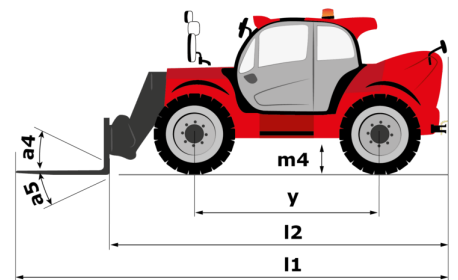
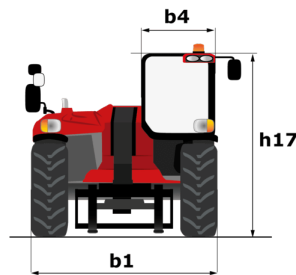
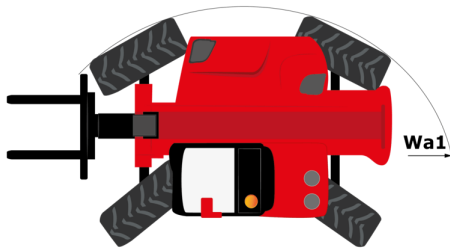
Fiche technique :

MHT-X 790 MINING ST3A



| Capacités | | Métrique |
|---------------------------------------------|-----------|--------------------------------------------------------|
| Max. capacity | | 9000 kg |
| Load center of gravity | c | 600 mm |
| Max. lifting height | | 6.80 m |
| Max. outreach | | 3.70 m |
| Weight and dimensions | | |
| Unladen weight (with forks) | | 13160 kg |
| Ground clearance | m4 | 0.44 m |
| Wheelbase | y | 2.87 m |
| Length to face of forks | l2 | 5.21 m |
| Overall width | b1 | 2.47 m |
| Overall height | h17 | 2.50 m |
| Overall cab width | b4 | 0.93 m |
| Tilt-up angle | a4 | 12 ° |
| Tilt-down angle | a5 | 125 ° |
| External turning radius (over tyres) | Wa1 | 4.89 m |
| Forks length / width / section | l / e / s | 1200 mm x 200 mm x 60 mm |
| Wheels | | |
| Standard tires | | 445/65 R22,5 |
| Number of front wheels / rear wheels | | 2 / 2 |
| Steering wheels (front / rear) | | 2 / 2 |
| Drive wheels (front / rear) | | 2 / 2 |
| Steering mode | | 2 wheel steer, 4 wheel steer, Crab mode |
| Engine | | |
| Engine brand | | Yanmar |
| Engine norm | | Stage IIIA |
| Engine model | | 4TN107HT-5SMUF |
| Number of cylinders / Capacity of cylinders | | 4 - 4567 cm ³ |
| I.C. Engine power rating / Power | | 143 Hp / 105 kW |
| Max. torque / Engine rotation | | 602 Nm@1500 rpm |
| Engine cooling system | | Water |
| Battery voltage | | 12 V |
| Drawbar pull | | 10905 daN |
| Transmission | | |
| Transmission type | | Hydrostatic |
| Number of gears (forward / reverse) | | 2 / 2 |
| Max. travel speed | | 35 km/h |
| Parking brake | | Automatic negative parking brake |
| Service brake | | Oil-immersed multi-discs braking on front & rear axles |
| Hydraulics | | |
| Hydraulic pump type | | Variable displacement pump |
| Hydraulic flow - Pressure | | 185 l/min - 270 bar |
| Tank capacities | | |
| Engine oil | | 13 l |
| Fuel tank | | 165 l |
| Noise and vibration | | |
| Noise to environment (LWA) | | 103 dB |
| Vibration on hands/arms | | < 2.50 m/s ² |
| Miscellaneous | | |
| Safety / Safety cab homologation | | Standard EN 15000 - Cabin ROPS - FOPS level 2 |
| Controls | | JSM |

MHT-X 790 Mining ST3A - Schémas d'encombrement



MHT-X 790 Mining ST3A - Abaques

Machine on tires with forks LC 600 mm Metric



Machine on tires with winch 9000 kg (Metric)



Machine on tires with 3-hook jib 9000 kg (Metric)



Machine on tires with platform Metric



Machine on tires with underground mining platform (Metric)



Machine on tires with tire handler TH 35 (Metric)



Machine on tires with tire handler TH 49 (Metric)



Machine on tires with tire handler TH 51 (Metric)



Machine on tires with cylinder handler CH 4 (Metric)



Spécifications Mining

| | MHTX 790 Mining ST3A |
|--------------------------------------------------------|----------------------|
| Lifting function | |
| Clamp predisposition (controls from cabin) | S |
| Comfort Ride Control (CRC) boom suspension | 0 |
| Working platform predisposition with remote control | S |
| Lighting | |
| Brake Lights ON When Park Brake ON | S |
| Flat Led Rotating Beacon | S |
| LED Flashing Lights On Cabin (Marker Lights) | S |
| LED tramping lights | S |
| LED work lights on the boom (x2) | S |
| LED working lights on cab (x4 : 2 front + 2 rear) | S |
| Motorization/Power | |
| Exhaust fume purification system | S |
| Hydraulic hose sleeve burst protection | 0 |
| Radiator safety cap | S |
| Operator station | |
| Roof and Windshield Guard | S |
| Other options | |
| Battery + Starter Isolators + Jump Start Receptacle | S |
| Pneumatics | |
| Steel mudguards | 0 |
| Secondary functions | |
| Automatic Greasing System (AGS) - chassis + boom | 0 |
| Fast fuel filling system | 0 |
| Security | |
| "Guardian Angel" System Level 1 | S |
| 360° visibility safety system | S |
| Boom cylinder lock | S |
| Emergency steering | S |
| Emergency stop by safety valve | 0 |
| Emergency stop: 1 in cab, 2 on external | S |
| Engine compartment fire prevention kit | 0 |
| Extinguisher brackets (x3) | S |
| Fire suppression system | 0 |
| Fuse board protection - MHT's | S |
| High visibility reflective strips | S |
| Loose wheel nut indicators | S |
| Marking - Warning & Danger decals | S |
| Mining protection grids: right, left and back windows | S |
| Negative brakes on front & rear axles | S |
| Rear and lateral camera with cab screen | S |
| Rear bumper | 0 |
| Right side bumper | 0 |
| Steel Protection Guards on all working and road lights | S |
| System with attachments recognition (E-reco) | S |
| Wheel chocks | S |


Équipements

Standard

"Guardian Angel" System Level 1
360° visibility safety system
Battery + Starter Isolators + Jump Start Receptacle
Boom cylinder lock
Brake Lights ON When Park Brake ON
Clamp predisposition (controls from cabin)
Emergency steering
Emergency stop: 1 in cab, 2 on external
Exhaust fume purification system
Extinguisher brackets (x3)
Flat Led Rotating Beacon
Fuse board protection - MHT's
High visibility reflective strips
LED Flashing Lights On Cabin (Marker Lights)
LED tramming lights
LED work lights on the boom (x2)
LED working lights on cab (x4 : 2 front + 2 rear)
Loose wheel nut indicators
Marking - Warning & Danger decals
Mining protection grids: right, left and back windows
Negative brakes on front & rear axles
Radiator safety cap
Rear and lateral camera with cab screen
Roof and Windshield Guard
Steel Protection Guards on all working and road lights
System with attachments recognition (E-reco)
Wheel chocks
Working platform predisposition with remote control

Optionnel

Automatic Greasing System (AGS) - chassis + boom
Comfort Ride Control (CRC) boom suspension
Emergency stop by safety valve
Engine compartment fire prevention kit
Fast fuel filling system
Fire suppression system
Hydraulic hose sleeve burst protection
Rear bumper
Right side bumper
Steel mudguards



Siège Social

B.P. 249 - 430 rue de l'Aubinière

44150 Ancenis Cedex - France

Tel: +33 (0)2 40 09 10 11 - Fax: +33 (0)2 40 09 10 97

www.manitou.com



Cette publication présente le descriptif des versions et possibilités de configuration des produits Manitou qui peuvent différer en équipement. Les équipements présentés dans cette brochure peuvent être de série, en option, ou non disponibles suivant les versions. Manitou se réserve le droit, à tout moment et sans préavis, de modifier les spécifications décrites et représentées. Les spécifications portées n'engagent pas le constructeur. Pour plus de détails, contactez votre concessionnaire Manitou. Document non contractuel. Présentation des produits non contractuelle. Liste des spécifications non exhaustive. Les logos ainsi que l'identité visuelle de l'entreprise sont la propriété de Manitou et ne peuvent être utilisés sans autorisation. Tous droits réservés. Les photos et schémas contenus dans la présente brochure ne sont fournis qu'à des fins de consultation et à titre indicatif.

Manitou BF SA - Société anonyme à conseil d'administration - Capital social : 39 668 399 euros - 857 802 508 RCS Nantes