

Technical sheet :

MHT 790 MINING ST5



 **MANITOU**
HANDLING YOUR WORLD

| Capacities | | Metric |
|---|-----------|--|
| Max. capacity | | 9000 kg |
| Load center of gravity | c | 600 mm |
| Max. lifting height | | 6.80 m |
| Max. outreach | | 3.70 m |
| Weight and dimensions | | |
| Overall length | l1 | 6.41 m |
| Unladen weight (with forks) | | 13160 kg |
| Ground clearance | m4 | 0.44 m |
| Wheelbase | y | 2.87 m |
| Length to face of forks | l2 | 5.21 m |
| Overall width | b1 | 2.47 m |
| Overall height | h17 | 2.50 m |
| Overall cab width | b4 | 0.93 m |
| Tilt-down angle | a5 | 125 ° |
| Tilt-up angle | a4 | 12 ° |
| External turning radius (over tyres) | Wa1 | 4.89 m |
| Forks length / width / section | l / e / s | 1200 mm x 200 mm / 60 mm |
| Wheels | | |
| Standard tires | | 445/65 R22,5 |
| Number of front wheels / rear wheels | | 2 / 2 |
| Steering wheels (front / rear) | | 2 / 2 |
| Drive wheels (front / rear) | | 2 / 2 |
| Steering mode | | 2 wheel steer, 4 wheel steer, Crab mode |
| Engine | | |
| Engine brand | | Yanmar |
| Engine norm | | Stage V / Tier 4 |
| Engine model | | 4TN107HT-5SMUF |
| Number of cylinders / Capacity of cylinders | | 4 - 4567 cm³ |
| I.C. Engine power rating / Power | | 143 Hp / 105 kW |
| Max. torque / Engine rotation | | 602 Nm@1500 rpm |
| Engine cooling system | | Water |
| Battery voltage | | 12 V |
| Drawbar pull | | 10905 daN |
| Transmission | | |
| Transmission type | | Hydrostatic |
| Number of gears (forward / reverse) | | 2 / 2 |
| Max. travel speed | | 35 km/h |
| Parking brake | | Automatic negative parking brake |
| Service brake | | Oil-immersed multi-discs braking on front & rear axles |
| Hydraulics | | |
| Hydraulic pump type | | Variable displacement pump |
| Hydraulic flow - Pressure | | 185 l/min - 270 bar |
| Tank capacities | | |
| Engine oil | | 13 l |
| Hydraulic oil | | 151 l |
| Fuel tank | | 165 l |
| Noise and vibration | | |
| Noise at driving position (LpA) | | 79.70 dB |
| Noise to environment (LwA) | | 103 dB |
| Vibration on hands/arms | | < 2.50 m/s² |
| Miscellaneous | | |
| Safety / Safety cab homologation | | Standard EN 15000 - ROPS - FOPS level 2 cab |
| Controls | | JSM |

MHT 790 Mining ST5 - Dimensional drawing



MHT 790 Mining ST5 - Load chart

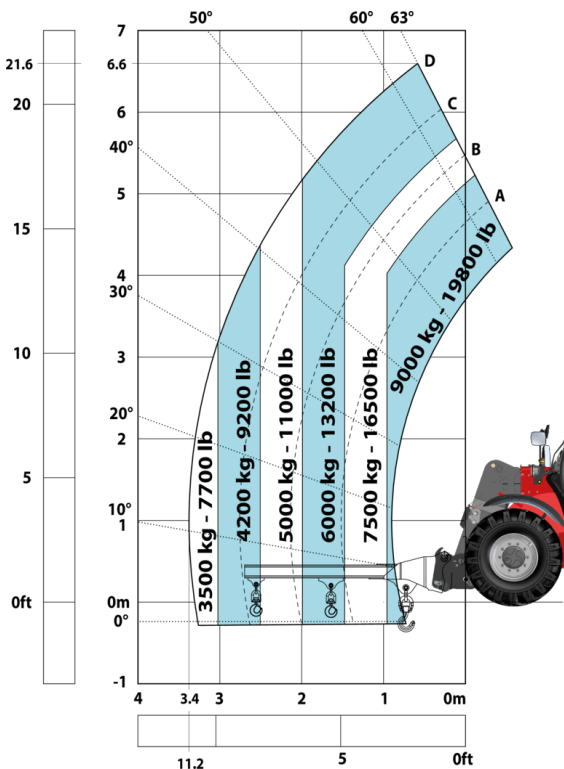
Machine on tyres with forks LC 600 mm Metric



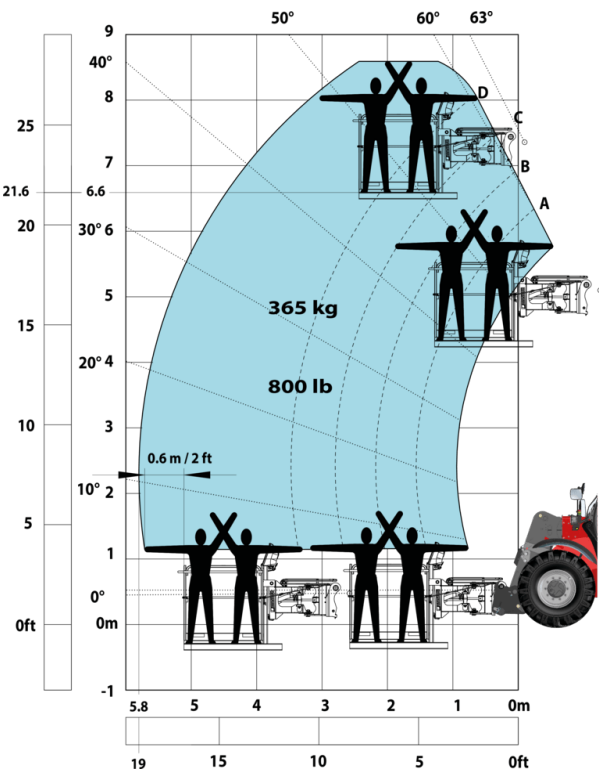
Machine on tyres with winch 9000 kg (Metric)



Machine on tyres with 3-hook jib 9000 kg (Metric)



Machine on tyres with platform Metric



Machine on tyres with underground mining platform (Metric)



Machine on tyres with tyre handler TH 35 (Metric)



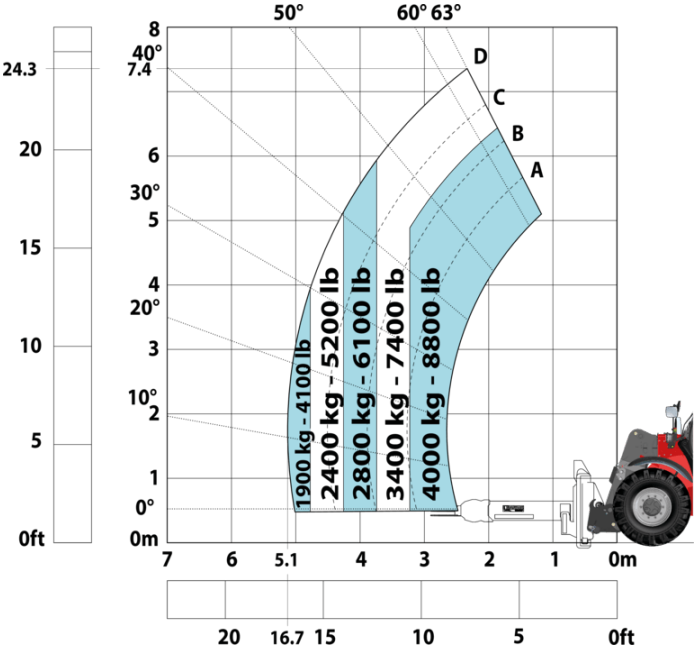
Machine on tyres with tyre handler TH 49 (Metric)



Machine on tyres with tyre handler TH 51 (Metric)



Machine on tyres with cylinder handler CH 4 (Metric)



Mining Specifications

| | MHT 790 Mining ST5 |
|--|--------------------|
| Lifting function | |
| Camera in boom head with screen in cab | 0 |
| Clamp predisposition (controls from cabin) | S |
| Comfort Ride Control (CRC) boom suspension | 0 |
| Working platform predisposition with remote control | S |
| Lighting | |
| Brake Lights ON When Park Brake ON | S |
| Flat Led Rotating Beacon | S |
| LED Flashing Lights On Cabin (Marker Lights) | S |
| LED tramming lights | S |
| LED work lights on the boom (x2) | S |
| LED working lights on cab (x4 : 2 front + 2 rear) | S |
| Motorization/Power | |
| Hydraulic hose sleeve burst protection | 0 |
| Radiator safety cap | S |
| Operator station | |
| Roof and Windshield Guard | S |
| Other options | |
| Battery + Starter Isolators + Jump Start Receptacle | S |
| Stainless steel tool box | S |
| Secondary functions | |
| Automatic Greasing System (AGS) - chassis + boom | 0 |
| Security | |
| "Guardian Angel" System Level 1 | S |
| 360° visibility safety system | S |
| Boom cylinder lock | S |
| Emergency steering | S |
| Emergency stop: 1 in cab, 2 on external | S |
| Extinguisher brackets (x3) | S |
| Fire suppression system | 0 |
| Fuse board protection - MHT's | S |
| High visibility reflective strips | S |
| Loose wheel nut indicators | S |
| Marking - Warning & Danger decals | S |
| Mining protection grids: right, left and back windows | S |
| Negative brakes on front & rear axles | S |
| Steel Protection Guards on all working and road lights | S |
| System with attachments recognition (E-reco) | S |
| Wheel chocks | S |

Equipment

| Standard |
|--|
| "Guardian Angel" System Level 1 |
| 360° visibility safety system |
| Battery + Starter Isolators + Jump Start Receptacle |
| Boom cylinder lock |
| Brake Lights ON When Park Brake ON |
| Clamp predisposition (controls from cabin) |
| Emergency steering |
| Emergency stop: 1 in cab, 2 on external |
| Extinguisher brackets (x3) |
| Flat Led Rotating Beacon |
| Fuse board protection - MHT's |
| High visibility reflective strips |
| LED Flashing Lights On Cabin (Marker Lights) |
| LED tramping lights |
| LED work lights on the boom (x2) |
| LED working lights on cab (x4 : 2 front + 2 rear) |
| Loose wheel nut indicators |
| Marking - Warning & Danger decals |
| Mining protection grids: right, left and back windows |
| Negative brakes on front & rear axles |
| Radiator safety cap |
| Roof and Windshield Guard |
| Stainless steel tool box |
| Steel Protection Guards on all working and road lights |
| System with attachments recognition (E-reco) |
| Wheel chocks |
| Working platform predisposition with remote control |

| Optional |
|--|
| Automatic Greasing System (AGS) - chassis + boom |
| Camera in boom head with screen in cab |
| Comfort Ride Control (CRC) boom suspension |
| Fire suppression system |
| Hydraulic hose sleeve burst protection |



Head Office

B.P. 249 - 430 rue de l'Aubinière

44150 Ancenis Cedex - France

Tel: +33 (0)2 40 09 10 11 - Fax: +33 (0)2 40 09 10 97

www.manitou.com



This publication provides a description of the configuration versions and options for Manitou products, which may differ for equipment. The equipment presented in this brochure may be part of a series, as an option, or it may not be available, depending on the versions. Manitou reserves the right, at any time and without notice, to amend the specifications described and represented. The specifications provided do not bind the manufacturer. For more details, please contact your Manitou agent. This is not a contractually binding document. The presentation of the products is not contractually binding. List of specifications non-exhaustive. The logos as well as the visual identity of the company are owned by Manitou and cannot be used without authorisation. All rights reserved. The photos and diagrams contained in this brochure are only provided for consultation and information purposes.

MANITOU BF SA - Limited company with board of directors - Share capital: 39,668,399 euros - 857 802 508 RCS Nantes