

Technical sheet :

160 ATJ E

OXYGEN



 **MANITOU**
HANDLING YOUR WORLD

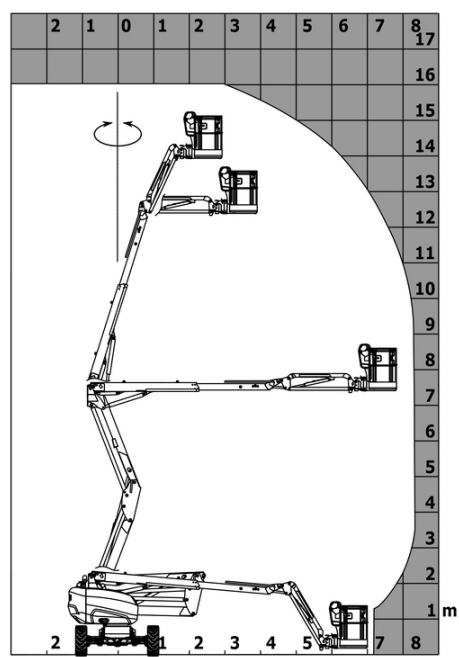
Capacities		Metric
Working height	h21	16.03 m
Platform height	h7	14.05 m
Maximum outreach		8.11 m
Overhang		7.43 m
Pendular arm rotation (left / right)		90 ° / 90 °
Pendular arm rotation (top / bottom)		+65 ° / -59.50 °
Platform capacity	Q	250 kg
Turret rotation		350 °
Platform rotation (right / left)		90 ° / 90 °
Number of people (indoor / outdoor)		2 / 2
Weight and dimensions		
Platform weight*		6784 kg
Platform dimensions (length x width)	lp / ep	1.80 m x 0.76 m
Floor height (access)	h20	0.46 m
Overall length	l1	6.50 m
Overall width	b1	2.32 m
Overall height	h17	2.39 m
Overall length (stowed)	l9	4.48 m
Overall height (stowed)	h18 ***	2.77 m
Counterweight offset (turret at 90°)	a7	0.85 m
Counterweight Oversize / Reach		0.26 m
External turning radius	Wa3	3.75 m
Ground clearance at centre of wheelbase	m2	0.35 m
Wheelbase	y	2.30 m
Performances		
Drive speed - stowed		5.20 km/h
Drive speed - raised		0.70 km/h
Gradeability		45 %
Permissible leveling		5 °
Wheels		
Tires type		Foam Filled Non Marking
Standard tires		840 x 295 mm / 33x12 D610
Drive wheels (front / rear)		2 / 2
Steering wheels (front / rear)		2 / 2
Braking wheels (front / rear)		0 / 2
Engine/Battery		
Battery voltage		48 V
Battery nominal voltage / capacity		48 V / 480 Ah
Battery energy		23 kWh
On-board charger (V / A)		48 V / 60 A
Miscellaneous		
Number of cycles with STD Battery (HIRD)		58
Ground Pressure		13 dan/cm2
Hydraulic Pressure		250 bar
Hydraulic tank capacity		24 l
Sound pressure level (platform work station) (LpA)		70 dB
Vibration on hands/arms		< 2.50 m/s²
Standards compliance		
This machine is in compliance with:		European directives: 2006/42/EC- Machinery (revised EN280:2013) - 2004/108/EC (EMC) - 2006/95/EC (Low voltage)

*Varies according to options and standards of the country to which the machine is delivered

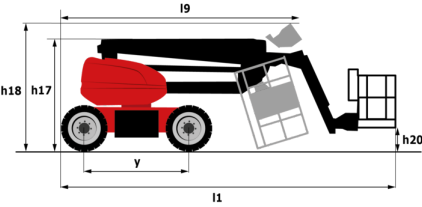
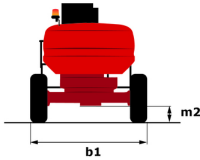
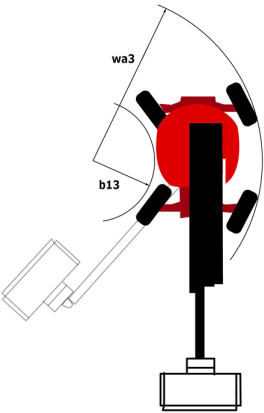
** According to "REDUCE cycle"

160 ATJ e - Load chart

Load Chart for MEWP Metric



160 ATJ e - Dimensional drawing



Equipment

Standard
220V predisposition in the platform
4 simultaneous movements
4 wheel drive
4 wheel steer with crab mode
Audible alarm and illuminated indicator lamp (leveling, overload, lowering)
Backup electrical pump
CAN bus technology
Dead man pedal
Differential locking on rear axle
Easy Link with 2 year Service
Easy Manager
Emergency stop button in platform and on frame
Front axle with limited slip
Fully galvanized basket with demountable floor
Galvanized basket 1,800 mm
Hom in the platform
Hour meter
LED rotating beacon
Large color screen on turret
Leveling unlocking
Load sensing pump
Oscillating front axle
Reserve mode
Screen information in the basket
Simplified lifting system without spreader bar
Slinging and securing rings
Steer and rotate

Optional
110 V electric plug 16A
Audio waming on all motion
Audio waming on all motion - White noise
Audio waming on movement
Audio waming on translation - White noise
Biodegradable hydraulic oil - Grade 32
Bottom screen protection
Continuous turret rotation
Digicode anti-theft device
Earthing and shortcircuiting pre-fitting (Bolted ball)
Easy Link - With access control keypad
Easy link with remote lock
Electric centralized filling
Engine compartment with key lock
External pneumatic supply source
Foam-filled tires 914 x 381 mm / 36X15D610
Fully galvanized basket 1800mm / 5'11" with lateral door
Galvanized basket 2,100 mm
Galvanized basket 2.100 mm / 6'11" with lateral door
Hydraulic oil heater
Iron wheel package
Key lock on turret covers
Lighting pack
Locking the telescope by parameter setting
Non-marking Foam Inflated Tires 914 x 381 mm / 36x15D610
OSS - Operation Safety System
Personalized paintwork
Rail protection
Safety kit - Hamess + helmet
Socket 230 V + differential circuit breaker
Two safety kits (helmet + hamess)
Water predisposition
Working light (x1) on basket



Head Office

B.P. 249 - 430 rue de l'Aubinière

44150 Ancenis Cedex - France

Tel: +33 (0)2 40 09 10 11 - Fax: +33 (0)2 40 09 10 97

www.manitou.com



This publication provides a description of the configuration versions and options for Manitou products, which may differ for equipment. The equipment presented in this brochure may be part of a series, as an option, or it may not be available, depending on the versions. Manitou reserves the right, at any time and without notice, to amend the specifications described and represented. The specifications provided do not bind the manufacturer. For more details, please contact your Manitou agent. This is not a contractually binding document. The presentation of the products is not contractually binding. List of specifications non-exhaustive. The logos as well as the visual identity of the company are owned by Manitou and cannot be used without authorisation. All rights reserved. The photos and diagrams contained in this brochure are only provided for consultation and information purposes.

MANITOU BF SA - Limited company with board of directors - Share capital: 39,668,399 euros - 857 802 508 RCS Nantes